



# **SOUTH WHIDBEY FIRE / EMS**

5579 Bayview Road • Langley, WA 98260  
(360)321-1533 • Fax (360)321-9385 • www.swfe.org

**SOUTH WHIDBEY FIRE/EMS  
REGULAR MEETING  
5579 Bayview Road, Langley, WA 98260  
January 9, 2025 – 4:00pm  
Minutes-Draft**

Join Zoom Meeting

<https://us06web.zoom.us/j/2208026387?pwd=WWNSR3JscUhZK3ZHU3JOV05ZOHF1UT09&omn=85230515529>

Meeting ID: 220 802 6387

Passcode: 926342

One tap mobile

+12532158782,,2208026387#,,,,\*926342# US (Tacoma)

+12532050468,,2208026387#,,,,\*926342# US

**Attendees:** Commissioner Erickson, Commissioner Noblet, Commissioner Towers, Chief Walsh, Shari Schroeder.

**Audience:** Chief Ney, Chief Magallon, Mary Kaye Johansen, Holly VanSchaick and Christian Ayson.

## **I. Call to Order**

Commissioner Erickson called Regular Meeting to order at 4:00pm.

## **II. Approval of Agenda**

Commissioner Erickson motioned to move new business item, Election of Board Chair, up in the Agenda order. Commissioner Noblet approves the motion. Commissioner Towers seconded the motion.

**The motion carried unanimously.**

### **a.) Election of Board Chair**

Commissioner Towers motions to approve Commissioner Noblet as Board Chair. Commissioner Erickson seconded the motion.

**The motion carried unanimously.**

## **III. Public Input**

None.

- ## **IV. Consent Agenda**
- All matters listed within the Consent Agenda have been distributed to each member of South Whidbey Fire/EMS's Board of Commissioners for reading and study. They are considered routine and will be enacted by one motion of the Commissioners with no separate discussion. If a separate discussion is desired, that item may be removed from the Consent Agenda and placed on the Regular Agenda by request.

### **Approval of Minutes**

Regular Meeting December 12th

### **Finance Reports**

Budget Position Report

Check Register

Treasurer's Report

### **Monthly Vouchers**

12/06/2024#241202001-241202013 for Accounts Payable in the amount of \$59,318.84

12/12/2024 #241203001-241203012 for Accounts Payable in the amount of \$26,073.53

12/12/2024 for EFT Payroll in the amount of \$63,686.36  
12/18/2024 #241207001 for Accounts Payable in the amount of \$4,976.05  
12/24/2024 #241209001- 241209019 for Accounts Payable in the amount of \$31,849.41  
12/26/2024 for EFT Payroll in the amount of \$63,206.10  
12/01-12/31/2024 for EFT Payroll Liabilities in the amount of \$108,026.64  
Total Warrants Approved \$357,136.93

Commissioner Erickson motions to approve Consent Agenda. Commissioner Towers seconded the motion.

**The motion carried unanimously.**

## **V. Member Update**

Christian Ayson

Chief Walsh states that Christian Ayson has successfully completed the onboarding process and will be attending Fire Academy Jan.27, 2025. Christian currently has EMT Certification. Chief Walsh and the Commissioners welcomed Christian to SWFE. Christian stated he is excited to be a part of the South Whidbey Fire/EMS Team.

Commissioner Towers motions to approve new member. Commissioner Erickson seconded the motion.

**The motion carried unanimously.**

## **VI. New Business**

Resolution 2025-01 Regular Meeting Schedule

Commissioner Erickson motions to approve Resolution 2025-01. Commissioner Towers seconded the motion

**The motion carried unanimously.**

Resolution 2025-02 Surplus Property

Commissioner Erickson motions to approve Resolution 2025-02. Commissioner Towers seconded the motion.

**The motion carried unanimously.**

Reading of Policy #1007.4.7

This is the first reading of policy #1007.4.7. Policy in process of being updated for the position of Captain. No action needed at this time.

Island County Contract Term

Chief Walsh presented a letter from the Island County Fire Inspector regarding the termination of the interlocal contract effective March 1, 2025. Next step is to maintain ongoing dialogue with the county and the fire districts, with a goal that funds an office for a County Fire Marshall.

Chief's Report

Call volume continues to be up overall. Fourth seat coverage was slightly down at 86% from 93%. Fifth seat was up considerably from 37% to 51%. We continue to focus on attracting and retaining volunteers. Division Chief Assessment Center being held on Jan 10<sup>th</sup> with interviews upcoming.

## **VII. Announcements**

None

## VIII.

### Comments from Commissioners

Commissioner Erickson announced she is vacating her position on the Icom Board of Directors after serving 2 ½ years. Commissioner Towers requested a time line for 2025 projects to ensure funding is in place. Commissioner Noblet announced a need to continue engaging with county commissioners in preventative fire safety and disaster preparedness. Commissioner Noblet formally announced his re-election for Position 2 of South Whidbey Fire EMS Board of Commissioners. He looks forward to working with Chief Walsh and fellow commissioners for years to come.

## IX. Executive Session

*RCW42.30.110(1)(b)(c). (b) To consider the selection of a site or the acquisition of real estate by lease or purchase when public knowledge regarding such consideration would cause a likelihood of increased price; (c) To consider the minimum price at which real estate will be offered for sale or lease when public knowledge regarding such consideration would cause a likelihood of decreased price. However, final action selling or leasing public property shall be taken in a meeting open to the public;*

Commissioner Noblet called the meeting into Executive Session at 4:45pm for 15 minutes. Commissioner Noblet called Regular Meeting back to session back at 5:00pm.

**Action taken as a result of the Executive Session: None**

## X. Conclude

Commissioner Erickson motions to adjourn. Commissioner Towers seconded the motion.

**The motion carried unanimously.**

Commissioner Noblet adjourns the Regular Meeting at 5:03pm.

Shari Schroeder,  
Board Secretary

## 2025 BUDGET POSITION

South Whidbey Fire EMS

Time: 14:48:40 Date: 02/06/2025

Page: 1

001 General Fund 01/01/2025 To: 12/31/2025

Revenues	Amt Budgeted	Revenues	Remaining	
<b>308 Beginning Balances</b>				
308 41 01 00 Estimated Beginning Balance	0.00	0.00	0.00	100.0%
<b>308 Beginning Balances</b>	<b>0.00</b>	<b>0.00</b>	<b>0.00</b>	<b>100.0%</b>
<b>310 Taxes</b>				
311 10 00 00 Property Taxes	9,243,104.15	0.00	9,243,104.15	100.0%
337 00 00 01 Leasehold Excise Tax	3,000.00	0.00	3,000.00	100.0%
337 00 00 02 Timber Tax	0.00	0.00	0.00	100.0%
<b>310 Taxes</b>	<b>9,246,104.15</b>	<b>0.00</b>	<b>9,246,104.15</b>	<b>100.0%</b>
<b>330 State Generated Revenues</b>				
331 97 03 00 FEMA Public Assistance Grant	0.00	0.00	0.00	100.0%
334 01 30 00 WSP Basic FF Academy Reimbursement Program	0.00	0.00	0.00	100.0%
334 01 80 00 State Direct/Indirect Grant From Military Department	0.00	0.00	0.00	100.0%
334 04 90 00 Dept. Of Health EMS Trauma Grant	0.00	0.00	0.00	100.0%
337 07 60 00 In-Lieu Tax - Ferries	3,923.00	0.00	3,923.00	100.0%
337 07 70 00 In-Lieu Tax - School District	1,386.00	0.00	1,386.00	100.0%
337 07 70 02 In-Lieu Tax- South Whidbey Parks	231.67	0.00	231.67	100.0%
<b>330 State Generated Revenues</b>	<b>5,540.67</b>	<b>0.00</b>	<b>5,540.67</b>	<b>100.0%</b>
<b>340 Charges For Services</b>				
341 70 00 00 Sales Of Merchandise	0.00	0.00	0.00	100.0%
342 21 00 00 Hospital Payments For Consumable Supplies	290,203.62	0.00	290,203.62	100.0%
<b>340 Charges For Services</b>	<b>290,203.62</b>	<b>0.00</b>	<b>290,203.62</b>	<b>100.0%</b>
<b>360 Misc Revenues</b>				
361 11 00 01 Investment Interest	30,000.00	0.00	30,000.00	100.0%
362 10 00 00 CPR Public Class Registration	4,000.00	1,140.00	2,860.00	71.5%
362 50 00 00 Lease & Rental Payments	0.00	0.00	0.00	100.0%
367 11 00 01 Donations and Gifts	0.00	1,950.00	(1,950.00)	0.0%
369 10 00 00 Sale Of Surplus	0.00	0.00	0.00	100.0%
369 40 00 00 Judgements/Settlements	0.00	0.00	0.00	100.0%
369 91 00 00 Other Revenue	0.00	40.00	(40.00)	0.0%
<b>360 Misc Revenues</b>	<b>34,000.00</b>	<b>3,130.00</b>	<b>30,870.00</b>	<b>90.8%</b>
<b>380 Non Revenues</b>				
369 80 00 00 Prior Year(s) Corrections	0.00	0.00	0.00	100.0%
389 90 00 10 Other Custodial Activities	0.00	0.00	0.00	100.0%
<b>380 Non Revenues</b>	<b>0.00</b>	<b>0.00</b>	<b>0.00</b>	<b>100.0%</b>
<b>390 Other Revenues</b>				
395 10 00 00 Sale Of Capital Assets	0.00	0.00	0.00	100.0%

## 2025 BUDGET POSITION

South Whidbey Fire EMS

Time: 14:48:40 Date: 02/06/2025

Page: 2

001 General Fund 01/01/2025 To: 12/31/2025

Revenues	Amt Budgeted	Revenues	Remaining	
<b>390 Other Revenues</b>				
390 Other Revenues	0.00	0.00	0.00	100.0%
<b>397 Interfund Transfers</b>				
397 00 01 03 Transfer from Reserve	0.00	0.00	0.00	100.0%
397 00 01 04 Transfer from Contingency	0.00	0.00	0.00	100.0%
397 22 00 02 Transfer From Capital Fund	0.00	0.00	0.00	100.0%
<b>397 Interfund Transfers</b>	<b>0.00</b>	<b>0.00</b>	<b>0.00</b>	<b>100.0%</b>
<b>Fund Revenues:</b>	<b>9,575,848.44</b>	<b>3,130.00</b>	<b>9,572,718.44</b>	<b>100.0%</b>
<b>Expenditures</b>	<b>Amt Budgeted</b>	<b>Expenditures</b>	<b>Remaining</b>	

### 010 ADMIN

<b>522 Fire Control</b>				
522 10 10 10 Chief's Wages	196,950.86	21,576.71	175,374.15	89.0%
522 10 10 20 Assistant Chief's Wages	186,990.69	41,214.14	145,776.55	78.0%
522 10 10 30 Division Chief's Wages	302,881.38	16,768.02	286,113.36	94.5%
522 10 10 40 Administration Wages	259,373.13	27,252.42	232,120.71	89.5%
522 10 10 60 Commissioner's Stipends	10,000.00	0.00	10,000.00	100.0%
522 10 15 20 Chief's Deferred Comp Match	13,736.46	1,217.46	12,519.00	91.1%
522 10 15 21 Admin Deferred Compensation Match	5,187.46	545.06	4,642.40	89.5%
522 10 20 10 FICA / Medicare Benefits-Admin	74,565.00	7,436.39	67,128.61	90.0%
522 10 20 20 L&I / Unemployment Premiums-Admin	54,775.02	6,922.32	47,852.70	87.4%
522 10 20 30 Admin Healthcare Benefits/ADD	134,453.67	19,903.80	114,549.87	85.2%
522 10 20 40 Retirement Benefits-ADMIN	60,167.87	1,626.78	58,541.09	97.3%
522 10 20 50 Tuition Reimbursement-Admin	0.00	0.00	0.00	100.0%
522 10 31 10 Office Supplies	4,805.00	21.04	4,783.96	99.6%
522 10 31 11 Printing - Newsletter	4,400.00	0.00	4,400.00	100.0%
522 10 31 12 Maps & Mapping Supplies	100.00	0.00	100.00	100.0%
522 10 31 20 Photographic Supplies	0.00	0.00	0.00	100.0%
522 10 32 10 Fuel - Administration	10,500.00	590.41	9,909.59	94.4%
522 10 35 10 Office Equipment	1,700.00	0.00	1,700.00	100.0%
522 10 35 20 Software	0.00	0.00	0.00	100.0%
522 10 35 30 Computer Hardware	28,000.00	0.00	28,000.00	100.0%
522 10 41 10 Legal Services	20,000.00	340.00	19,660.00	98.3%
522 10 41 20 Audit & Review Services	19,000.00	0.00	19,000.00	100.0%
522 10 41 30 Consulting Services	4,800.00	4,740.00	60.00	1.3%
522 10 41 33 Website Hosting	4,680.00	4,680.00	0.00	0.0%
522 10 41 40 Professional Services	1,900.00	5,350.00	(3,450.00)	0.0%
522 10 42 10 Postage & Shipping	6,750.00	24.70	6,725.30	99.6%
522 10 42 20 Internet Connections/Whidbey Telecom	11,400.00	914.54	10,485.46	92.0%
522 10 42 30 Cell & Digital Telephones	29,844.00	281.82	29,562.18	99.1%
522 10 42 40 Wired Telephones & FAX/Whidbey Telecom	9,024.00	344.98	8,679.02	96.2%
522 10 42 50 Alarm Monitoring	1,150.00	0.00	1,150.00	100.0%
522 10 43 01 Admin Ferry Fees	670.00	0.00	670.00	100.0%
522 10 43 10 Commissioner Travel	500.00	47.57	452.43	90.5%
522 10 43 20 Career Staff Travel	100.00	0.00	100.00	100.0%
522 10 44 10 Administrative Advertising	1,500.00	202.50	1,297.50	86.5%
522 10 44 30 Volunteer Recruit./Retention Advertising	1,200.00	109.20	1,090.80	90.9%

## 2025 BUDGET POSITION

South Whidbey Fire EMS

Time: 14:48:40 Date: 02/06/2025

Page: 3

001 General Fund

01/01/2025 To: 12/31/2025

Expenditures	Amt Budgeted	Expenditures	Remaining	
<b>522 Fire Control</b>				
522 10 45 10 Admin Equipment Leases	4,728.00	263.16	4,464.84	94.4%
522 10 46 10 Liability/Umbrella-Enduris	183,850.70	0.00	183,850.70	100.0%
522 10 47 10 Election Expenses	8,000.00	0.00	8,000.00	100.0%
522 10 47 20 Timber Tax	0.00	0.00	0.00	100.0%
522 10 47 30 Clean Water Utility Taxes	454.20	0.00	454.20	100.0%
522 10 48 10 Computer Repair & Maintenance	121,720.00	12,497.01	109,222.99	89.7%
522 10 48 20 Office Equipment Repair & Maintenance	2,100.00	0.00	2,100.00	100.0%
522 10 49 10 Memberships	8,915.00	25.00	8,890.00	99.7%
522 10 49 20 Subscriptions	63,565.98	0.00	63,565.98	100.0%
522 10 49 30 Information Services	5,288.70	177.00	5,111.70	96.7%
522 10 49 40 Software Recurring Licenses	37,524.52	8,468.60	29,055.92	77.4%
522 10 49 50 Investment/Bank Fees	600.00	0.00	600.00	100.0%
<b>522 Fire Control</b>	<b>1,897,851.64</b>	<b>183,540.63</b>	<b>1,714,311.01</b>	<b>90.3%</b>
<b>010 ADMIN</b>	<b>1,897,851.64</b>	<b>183,540.63</b>	<b>1,714,311.01</b>	<b>90.3%</b>

### 020 FIRE SUPPRESSION

<b>522 Fire Control</b>				
522 20 15 10 Volunteer Reimbursement	60,000.00	19,658.06	40,341.94	67.2%
522 20 15 20 Volunteer Deferred Compensation Match	5,000.00	732.74	4,267.26	85.3%
522 20 15 30 Volunteer Shift Reimbursement	10,000.00	1,150.00	8,850.00	88.5%
522 20 20 10 FICA/Medicare Benefits-Volunteers	7,100.00	1,830.72	5,269.28	74.2%
522 20 20 31 Accidental Death & Disability - VFIS	2,500.00	0.00	2,500.00	100.0%
522 20 20 32 Disability	0.00	0.00	0.00	100.0%
522 20 20 35 Volunteer AD&D Insurance	2,000.00	0.00	2,000.00	100.0%
522 20 20 41 Retirement Premium-Board Of Vol. FF's	3,600.00	110.00	3,490.00	96.9%
522 20 20 42 Retirement Premium-LOSAP	33,000.00	0.00	33,000.00	100.0%
522 20 20 50 Tuition Reimbursement-Part Time FFs & Volunteers	2,500.00	0.00	2,500.00	100.0%
522 20 23 10 Physicals	10,750.00	1,988.00	8,762.00	81.5%
522 20 23 20 Vaccinations	3,500.00	0.00	3,500.00	100.0%
522 20 23 30 Testing	10,000.00	150.00	9,850.00	98.5%
522 20 23 40 Fitness Equipment	4,966.99	0.00	4,966.99	100.0%
522 20 24 40 Trusteed Plans (WFCA)	1,200.00	75.01	1,124.99	93.7%
522 20 28 10 Recognition Awards	4,318.75	0.00	4,318.75	100.0%
522 20 28 20 Special Recognition & Activities	15,145.00	528.91	14,616.09	96.5%
522 20 28 30 Incidents, Special Projects & Out Of Area Meals	2,350.00	155.88	2,194.12	93.4%
522 20 31 10 Fire Operations Supplies	21,765.00	0.00	21,765.00	100.0%
522 20 31 11 Fire Rehab Supplies	2,010.00	0.00	2,010.00	100.0%
522 20 31 12 Fire Safety Supplies	1,198.00	0.00	1,198.00	100.0%
522 20 31 20 Medical Operations Supplies	17,855.00	2,761.21	15,093.79	84.5%
522 20 31 30 Marine Rescue Operations Supplies	1,531.00	0.00	1,531.00	100.0%
522 20 31 60 Uniforms & Badges	45,375.00	249.98	45,125.02	99.4%
522 20 32 10 Fuel - Fire Apparatus	23,000.00	1,966.18	21,033.82	91.5%
522 20 32 20 Fuel - Medical Apparatus	16,000.00	834.32	15,165.68	94.8%
522 20 32 30 Fuel - Marine Apparatus	2,000.00	0.00	2,000.00	100.0%
522 20 32 40 Fuel - Technical Rescue Apparatus	200.00	0.00	200.00	100.0%
522 20 34 01 Wildland Food	0.00	0.00	0.00	100.0%

## 2025 BUDGET POSITION

South Whidbey Fire EMS

Time: 14:48:40 Date: 02/06/2025

Page: 4

001 General Fund 01/01/2025 To: 12/31/2025

Expenditures	Amt Budgeted	Expenditures	Remaining	
<b>522 Fire Control</b>				
522 20 34 02	Wildland Communication Equipment	3,149.34	0.00	3,149.34 100.0%
522 20 34 03	Wildland Personal Safety Equipment	5,776.41	0.00	5,776.41 100.0%
522 20 34 04	Wildland Equipment and Supplies	1,227.68	0.00	1,227.68 100.0%
522 20 35 10	Fire Equipment	56,644.54	0.00	56,644.54 100.0%
522 20 35 11	Rehab Equipment	236.00	0.00	236.00 100.0%
522 20 35 12	Fire Safety Equipment	2,560.00	0.00	2,560.00 100.0%
522 20 35 20	Medical Equipment	5,520.00	0.00	5,520.00 100.0%
522 20 35 30	Marine Rescue Equipment	9,731.90	0.00	9,731.90 100.0%
522 20 35 40	Technical Rescue Equipment	7,450.00	0.00	7,450.00 100.0%
522 20 35 50	Communications Equipment	11,450.00	0.00	11,450.00 100.0%
522 20 35 60	Personal Safety Equipment	94,845.00	532.11	94,312.89 99.4%
522 20 41 10	Hose Testing	16,107.84	0.00	16,107.84 100.0%
522 20 41 20	Apparatus Testing/Certification	8,140.00	0.00	8,140.00 100.0%
522 20 41 30	SCBA Flow Testing/Certification	7,596.00	4,875.00	2,721.00 35.8%
522 20 41 40	Biohazard Waste Disposal	144.00	0.00	144.00 100.0%
522 20 42 10	Dispatch Services	145,393.96	0.00	145,393.96 100.0%
522 20 45 10	Operations Equipment Leases	2,500.00	0.00	2,500.00 100.0%
522 20 45 20	Operations Rents And Fees	18,837.51	13,308.70	5,528.81 29.4%
522 22 10 00	Full Time Firefighter Wages	2,060,750.41	186,515.34	1,874,235.07 90.9%
522 22 10 01	Authorized Overtime Full Time Firefighters	125,078.35	15,195.14	109,883.21 87.9%
522 22 10 02	Authorized Overtime-Marine	13,889.41	0.00	13,889.41 100.0%
522 22 15 20	Firefighter Deferred Compensation Match	42,483.81	2,342.23	40,141.58 94.5%
522 22 20 00	Fire Suppression And Emergency Medical Services - Personnel Benefits	0.00	0.00	0.00 100.0%
522 22 20 10	FICA Medicare Benefits-FT Firefighters	172,964.28	11,143.40	161,820.88 93.6%
522 22 20 15	FICA Medicare Benefits-Marine	1,062.54	0.00	1,062.54 100.0%
522 22 20 20	L&I/ Unemployment Premiums- FT Firefighters	171,469.59	31,775.79	139,693.80 81.5%
522 22 20 22	L&I/Unemployment Premiums-Marine	1,443.04	0.00	1,443.04 100.0%
522 22 20 30	Full Time Firefighters Healthcare Benefits/AD&D	336,512.61	45,062.11	291,450.50 86.6%
522 22 20 40	Retirement Benefits Full Time Firefighters	118,762.43	9,339.41	109,423.02 92.1%
<b>522 Fire Control</b>		<b>3,750,591.39</b>	<b>352,280.24</b>	<b>3,398,311.15 90.6%</b>
<b>020 FIRE SUPPRESSION</b>		<b>3,750,591.39</b>	<b>352,280.24</b>	<b>3,398,311.15 90.6%</b>
<b>030 FIRE PREVENTION &amp; INVESTIGATION</b>				
<b>522 Fire Control</b>				
522 30 31 51	Fire Prevention Supplies	3,480.00	97.27	3,382.73 97.2%
522 30 31 60	Public Education Operating Supplies	7,900.00	0.00	7,900.00 100.0%
522 30 31 61	Public Education Equipment	2,000.00	0.00	2,000.00 100.0%
522 30 32 10	Public Education Fuel	0.00	0.00	0.00 100.0%
522 30 49 00	Special Projects	4,250.00	1,033.38	3,216.62 75.7%
522 30 49 01	Authorized Overtime-Fire Prevention/Public Education	8,000.00	111.76	7,888.24 98.6%
<b>522 Fire Control</b>		<b>25,630.00</b>	<b>1,242.41</b>	<b>24,387.59 95.2%</b>
<b>030 FIRE PREVENTION &amp; INVESTIGATION</b>		<b>25,630.00</b>	<b>1,242.41</b>	<b>24,387.59 95.2%</b>

## 2025 BUDGET POSITION

South Whidbey Fire EMS

Time: 14:48:40 Date: 02/06/2025

Page: 5

001 General Fund

01/01/2025 To: 12/31/2025

Expenditures	Amt Budgeted	Expenditures	Remaining	
--------------	--------------	--------------	-----------	--

**045 TRAINING EMPLOYEE**

522 Fire Control

522 45 10 01	Authorized Overtime-Training	24,658.39	831.03	23,827.36	96.6%
522 45 20 10	Fire Suppression And Emergency Medical Services - Personnel Benefits	1,972.67	63.60	1,909.07	96.8%
522 45 20 20	L&I/ Unemployment Premiums - Training	1,726.09	772.33	953.76	55.3%
522 45 31 00	Administration Training Supplies	154.00	0.00	154.00	100.0%
522 45 31 10	Fire Training Supplies	2,630.46	124.08	2,506.38	95.3%
522 45 31 20	Medical Training Supplies	3,820.00	0.00	3,820.00	100.0%
522 45 31 21	Medical Training Supplies - WEMSC Grant	554.00	0.00	554.00	100.0%
522 45 31 30	Marine Training Supplies	500.00	0.00	500.00	100.0%
522 45 31 40	Technical Rescue Training Supplies	250.00	0.00	250.00	100.0%
522 45 32 10	Fuel - Training	525.00	0.00	525.00	100.0%
522 45 35 10	Fire Training Equipment	0.00	0.00	0.00	100.0%
522 45 35 20	Medical Training Equipment	900.00	0.00	900.00	100.0%
522 45 35 30	Marine Training Equipment	250.00	0.00	250.00	100.0%
522 45 41 10	Training Professional Services	21,525.00	7,220.00	14,305.00	66.5%
522 45 43 00	Administrative Training Travel	3,852.00	606.95	3,245.05	84.2%
522 45 43 01	Administrative Lodging & Food	10,000.00	0.00	10,000.00	100.0%
522 45 43 02	Training Ferry Fees	700.00	22.40	677.60	96.8%
522 45 43 10	Fire Training Travel	8,490.00	0.00	8,490.00	100.0%
522 45 43 11	Fire Lodging & Food	20,056.00	16.93	20,039.07	99.9%
522 45 43 20	Medical Training Travel	1,200.00	0.00	1,200.00	100.0%
522 45 43 21	Medical Lodging & Food	3,600.00	659.88	2,940.12	81.7%
522 45 43 40	Technical Rescue Training Travel	400.00	0.00	400.00	100.0%
522 45 43 41	Technical Rescue Training Lodging & Food	525.00	0.00	525.00	100.0%
522 45 43 50	Maintenance Training Travel	1,250.00	0.00	1,250.00	100.0%
522 45 43 51	Maintenance Lodging & Food	1,150.00	0.00	1,150.00	100.0%
522 45 49 00	Administration Tuition & Registration	5,296.50	0.00	5,296.50	100.0%
522 45 49 10	Fire Tuition & Registration	42,075.00	0.00	42,075.00	100.0%
522 45 49 11	Fire Training Projects & Workshops	10,993.50	0.00	10,993.50	100.0%
522 45 49 20	Medical Tuition & Registration	8,860.00	340.00	8,520.00	96.2%
522 45 49 21	Medical Training Projects	624.00	104.00	520.00	83.3%
522 45 49 30	Marine Tuition & Registration	274.40	0.00	274.40	100.0%
522 45 49 31	Marine Rescue Training Projects	4,000.00	0.00	4,000.00	100.0%
522 45 49 40	Technical Rescue Tuition & Registration	2,025.00	0.00	2,025.00	100.0%
522 45 49 50	Maintenance Tuition & Registration	1,005.00	0.00	1,005.00	100.0%
522 45 49 60	Health & Wellness Training - Registration	1,200.00	0.00	1,200.00	100.0%
<b>522 Fire Control</b>		<b>187,042.01</b>	<b>10,761.20</b>	<b>176,280.81</b>	<b>94.2%</b>

**045 TRAINING EMPLOYEE**

	<b>187,042.01</b>	<b>10,761.20</b>	<b>176,280.81</b>	<b>94.2%</b>
--	-------------------	------------------	-------------------	--------------

**050 FACILITIES**

522 Fire Control

522 50 10 00	Maintenance Employees Wages	181,071.28	14,595.58	166,475.70	91.9%
522 50 10 01	Maintenance Employees Authorized Overtime	4,000.00	79.19	3,920.81	98.0%
522 50 15 20	Maintenance Deferred Compensation Match	3,701.43	40.53	3,660.90	98.9%



## 2025 BUDGET POSITION

South Whidbey Fire EMS

Time: 14:48:40 Date: 02/06/2025

Page: 6

001 General Fund 01/01/2025 To: 12/31/2025

Expenditures	Amt Budgeted	Expenditures	Remaining	
<b>522 Fire Control</b>				
522 50 20 00	0.00	0.00	0.00	100.0%
Fire Suppression And Emergency Medical Services - Personnel Benefits				
522 50 20 10	14,441.11	749.17	13,691.94	94.8%
FICA/Medicare Benefits-Maintenance Employees				
522 50 20 20	12,339.49	1,019.73	11,319.76	91.7%
L&I/Unemployment Premiums-Maintenance Employees				
522 50 20 30	77,552.15	5,573.56	71,978.59	92.8%
Maintenance Healthcare Benefits/AD&D				
522 50 20 40	17,637.29	889.72	16,747.57	95.0%
Retirement Benefits-Maintenance Employees				
522 50 20 50	2,500.00	0.00	2,500.00	100.0%
Tuition Reimbursement - Maintenance Employees				
522 50 31 10	11,450.00	538.46	10,911.54	95.3%
Janitorial Supplies				
522 50 31 20	7,247.00	0.00	7,247.00	100.0%
Maintenance Parts & Supplies				
522 50 32 10	2,000.00	79.19	1,920.81	96.0%
Fuel - Maintenance				
522 50 35 10	2,500.00	0.00	2,500.00	100.0%
Small Tools				
522 50 35 20	4,800.00	0.00	4,800.00	100.0%
Furnishings				
522 50 35 30	2,000.00	0.00	2,000.00	100.0%
Appliances				
522 50 41 10	500.00	0.00	500.00	100.0%
Janitorial Services				
522 50 41 20	27,137.16	1,537.92	25,599.24	94.3%
Yard Maintenance				
522 50 41 30	31,800.16	1,295.23	30,504.93	95.9%
Building Maintenance Services				
522 50 45 10	6,000.00	0.00	6,000.00	100.0%
Maintenance Equipment Rental & Leases				
522 50 47 10	43,685.00	2,562.00	41,123.00	94.1%
Electricity Consumed				
522 50 47 20	8,091.56	0.00	8,091.56	100.0%
LPG Gas Consumed				
522 50 47 30	5,986.00	751.16	5,234.84	87.5%
Water Consumed				
522 50 47 40	5,637.92	357.88	5,280.04	93.7%
Waste Disposal Used				
522 50 48 10	10,100.00	0.00	10,100.00	100.0%
Facilities Repair & Maintenance				
<b>522 Fire Control</b>	<b>482,177.55</b>	<b>30,069.32</b>	<b>452,108.23</b>	<b>93.8%</b>
<b>050 FACILITIES</b>	<b>482,177.55</b>	<b>30,069.32</b>	<b>452,108.23</b>	<b>93.8%</b>

### 060 VEHICLE & EQUIP MAINTENANCE

<b>522 Fire Control</b>				
522 60 43 01	1,000.00	0.00	1,000.00	100.0%
Maintenance Ferry Fees				
522 60 48 10	42,142.04	1,251.20	40,890.84	97.0%
Fire Equipment Repair & Maintenance				
522 60 48 11	96,300.00	151.94	96,148.06	99.8%
Fire Apparatus Repair & Maintenance				
522 60 48 12	5,175.00	187.98	4,987.02	96.4%
Administrative Vehicle Repair & Maintenance				
522 60 48 20	2,785.00	0.00	2,785.00	100.0%
Medical Equipment Repair & Maintenance				
522 60 48 21	7,275.00	0.00	7,275.00	100.0%
Medical Vehicle Repair & Maintenance				
522 60 48 30	750.00	3.04	746.96	99.6%
Marine Equipment Repair & Maintenance				
522 60 48 31	9,300.00	0.00	9,300.00	100.0%
Marine Vehicle Repair & Maintenance				
522 60 48 40	500.00	0.00	500.00	100.0%
Technical Rescue Equipment Repair & Maintenance				
522 60 48 41	2,499.31	0.00	2,499.31	100.0%
Technical Rescue Vehicle Repair & Maintenance				
522 60 48 50	500.00	0.00	500.00	100.0%
Training Equipment Repair & Maintenance				
522 60 48 60	3,750.00	0.00	3,750.00	100.0%
Maintenance Equipment Repair & Maintenance				
522 60 48 61	1,450.00	90.67	1,359.33	93.7%
Maintenance Vehicle Repair & Maintenance				

## 2025 BUDGET POSITION

South Whidbey Fire EMS

Time: 14:48:40 Date: 02/06/2025

Page: 7

001 General Fund

01/01/2025 To: 12/31/2025

Expenditures	Amt Budgeted	Expenditures	Remaining	
<b>522 Fire Control</b>				
522 60 49 70 Collision/Accident	5,999.98	2,000.00	3,999.98	66.7%
522 Fire Control	<b>179,426.33</b>	<b>3,684.83</b>	<b>175,741.50</b>	<b>97.9%</b>
<b>060 VEHICLE &amp; EQUIP MAINTENANCE</b>	<b>179,426.33</b>	<b>3,684.83</b>	<b>175,741.50</b>	<b>97.9%</b>

**062 CAPITAL FACILITIES**

591 Debt Service

591 22 71 01 Principle Payments	205,000.00	0.00	205,000.00	100.0%
592 22 83 01 Interest Payments	116,510.00	0.00	116,510.00	100.0%
591 Debt Service	<b>321,510.00</b>	<b>0.00</b>	<b>321,510.00</b>	<b>100.0%</b>

594 Capital Expenditures

522 22 63 35 Station 35 - 3982 Saratoga Road	0.00	0.00	0.00	100.0%
594 22 30 00 Communications Equipment	93,000.00	593.74	92,406.26	99.4%
594 22 35 00 Fire Training Equipment- Capital	0.00	0.00	0.00	100.0%
594 22 35 10 Fire Equipment- Capital	0.00	0.00	0.00	100.0%
594 22 35 12 Fire Safety Equipment - Capital	0.00	0.00	0.00	100.0%
594 22 35 60 Personal Safety Equipment - Capital	40,000.00	0.00	40,000.00	100.0%
594 22 42 10 Dispatch Services - Capital	0.00	0.00	0.00	100.0%
594 22 62 11 Station 32-33 Replacement	0.00	0.00	0.00	100.0%
594 22 62 38 Station 32- Upgrade Transfer Switch & 30 KW Generator	0.00	0.00	0.00	100.0%
594 22 63 30 Cultus Bay Radio Tower Site	0.00	0.00	0.00	100.0%
594 22 63 31 Station 31 - 5535 Cameron Road	0.00	0.00	0.00	100.0%
594 22 63 32 Station 32 - 6435 Central Avenue	425,000.00	0.00	425,000.00	100.0%
594 22 63 33 Station 33 - 3405 French Road	0.00	0.00	0.00	100.0%
594 22 63 34 Station 34 - 820 Camano Avenue	150,000.00	0.00	150,000.00	100.0%
594 22 63 35 Station 35 - 3982 Saratoga Road	45,000.00	0.00	45,000.00	100.0%
594 22 63 36 Station 36 - 5579 Bayview Road	744,500.00	0.00	744,500.00	100.0%
594 22 63 37 Maintenance Facility - 2874 Verlane Street	0.00	0.00	0.00	100.0%
594 22 64 03 Medical Equipment- Capital	0.00	0.00	0.00	100.0%
594 22 64 32 Computers / IT Capital	0.00	0.00	0.00	100.0%
594 Capital Expenditures	<b>1,497,500.00</b>	<b>593.74</b>	<b>1,496,906.26</b>	<b>100.0%</b>
<b>062 CAPITAL FACILITIES</b>	<b>1,819,010.00</b>	<b>593.74</b>	<b>1,818,416.26</b>	<b>100.0%</b>

**064 CAPITAL VEHICLES**

594 Capital Expenditures

594 22 48 35 Marine Vehicle Repair- Capital	0.00	0.00	0.00	100.0%
594 22 64 10 Vehicles	0.00	0.00	0.00	100.0%
594 22 64 12 Fire Apparatus	960,221.00	546,065.93	414,155.07	43.1%
594 Capital Expenditures	<b>960,221.00</b>	<b>546,065.93</b>	<b>414,155.07</b>	<b>43.1%</b>

## 2025 BUDGET POSITION

South Whidbey Fire EMS

Time: 14:48:40 Date: 02/06/2025

Page: 8

001 General Fund 01/01/2025 To: 12/31/2025

Expenditures	Amt Budgeted	Expenditures	Remaining	
<b>064 CAPITAL VEHICLES</b>	<b>960,221.00</b>	<b>546,065.93</b>	<b>414,155.07</b>	<b>43.1%</b>
<b>070 OTHER</b>				
580 Non Expenditures				
588 10 00 00    Prior Period Adjustment	0.00	0.00	0.00	100.0%
589 00 00 10    Non Expenditure - Suspense	0.00	0.00	0.00	100.0%
589 90 00 00    Payroll Deduction Clearing	0.00	(39,872.42)	39,872.42	100.0%
580 Non Expenditures	0.00	(39,872.42)	39,872.42	100.0%
597 Interfund Transfers				
597 00 00 02    Transfer To Capital Fund	0.00	0.00	0.00	100.0%
597 00 00 03    Transfer To Reserve Fund	116,929.09	0.00	116,929.09	100.0%
597 00 00 04    Transfer To Contingency Fund	289,443.15	0.00	289,443.15	100.0%
597 Interfund Transfers	406,372.24	0.00	406,372.24	100.0%
<b>070 OTHER</b>	<b>406,372.24</b>	<b>(39,872.42)</b>	<b>446,244.66</b>	<b>109.8%</b>
<b>Fund Expenditures:</b>	<b>9,708,322.16</b>	<b>1,088,365.88</b>	<b>8,619,956.28</b>	<b>88.8%</b>
<b>Fund Excess/(Deficit):</b>	<b>(132,473.72)</b>	<b>(1,085,235.88)</b>		

## 2025 BUDGET POSITION

South Whidbey Fire EMS

Time: 14:48:40 Date: 02/06/2025

Page: 9

003 Reserve Fund 01/01/2025 To: 12/31/2025

Revenues	Amt Budgeted	Revenues	Remaining	
<b>308 Beginning Balances</b>				
308 91 10 00 Estimated Beginning Balance	344,742.22	0.00	344,742.22	100.0%
<b>308 Beginning Balances</b>	<b>344,742.22</b>	<b>0.00</b>	<b>344,742.22</b>	<b>100.0%</b>
<b>360 Misc Revenues</b>				
361 11 00 02 Investment Interest	500.00	0.00	500.00	100.0%
<b>360 Misc Revenues</b>	<b>500.00</b>	<b>0.00</b>	<b>500.00</b>	<b>100.0%</b>
<b>397 Interfund Transfers</b>				
397 00 00 03 Transfer From General Fund	116,929.09	0.00	116,929.09	100.0%
<b>397 Interfund Transfers</b>	<b>116,929.09</b>	<b>0.00</b>	<b>116,929.09</b>	<b>100.0%</b>
<b>Fund Revenues:</b>	<b>462,171.31</b>	<b>0.00</b>	<b>462,171.31</b>	<b>100.0%</b>
Expenditures	Amt Budgeted	Expenditures	Remaining	
<b>597 Interfund Transfers</b>				
597 00 01 03 Transfer from Reserve to General	0.00	0.00	0.00	100.0%
<b>597 Interfund Transfers</b>	<b>0.00</b>	<b>0.00</b>	<b>0.00</b>	<b>100.0%</b>
<b>Fund Expenditures:</b>	<b>0.00</b>	<b>0.00</b>	<b>0.00</b>	<b>100.0%</b>
<b>Fund Excess/(Deficit):</b>	<b>462,171.31</b>	<b>0.00</b>		

## 2025 BUDGET POSITION

South Whidbey Fire EMS

Time: 14:48:40 Date: 02/06/2025

Page: 10

004 Contingency Fund 01/01/2025 To: 12/31/2025

Revenues	Amt Budgeted	Revenues	Remaining	
<b>308 Beginning Balances</b>				
308 91 11 00 Estimated Beginning Balance	172,228.16	0.00	172,228.16	100.0%
<b>308 Beginning Balances</b>	<b>172,228.16</b>	<b>0.00</b>	<b>172,228.16</b>	<b>100.0%</b>
<b>360 Misc Revenues</b>				
361 11 00 03 Investment Interest	1,500.00	0.00	1,500.00	100.0%
<b>360 Misc Revenues</b>	<b>1,500.00</b>	<b>0.00</b>	<b>1,500.00</b>	<b>100.0%</b>
<b>397 Interfund Transfers</b>				
397 00 00 04 Transfer From General Fund	289,443.15	0.00	289,443.15	100.0%
<b>397 Interfund Transfers</b>	<b>289,443.15</b>	<b>0.00</b>	<b>289,443.15</b>	<b>100.0%</b>
<b>Fund Revenues:</b>	<b>463,171.31</b>	<b>0.00</b>	<b>463,171.31</b>	<b>100.0%</b>
Expenditures	Amt Budgeted	Expenditures	Remaining	
<b>597 Interfund Transfers</b>				
597 00 01 04 Transfer from Contingency to General	0.00	0.00	0.00	100.0%
<b>597 Interfund Transfers</b>	<b>0.00</b>	<b>0.00</b>	<b>0.00</b>	<b>100.0%</b>
<b>Fund Expenditures:</b>	<b>0.00</b>	<b>0.00</b>	<b>0.00</b>	<b>100.0%</b>
<b>Fund Excess/(Deficit):</b>	<b>463,171.31</b>	<b>0.00</b>		

## 2025 BUDGET POSITION

South Whidbey Fire EMS

Time: 14:48:40 Date: 02/06/2025

Page: 11

300 General Investment Fund 01/01/2025 To: 12/31/2025

Revenues	Amt Budgeted	Revenues	Remaining	
<b>308 Beginning Balances</b>				
308 41 00 00 Estimated Beginning Balance	1,355,242.02	0.00	1,355,242.02	100.0%
<b>308 Beginning Balances</b>	<b>1,355,242.02</b>	<b>0.00</b>	<b>1,355,242.02</b>	<b>100.0%</b>
<b>397 Interfund Transfers</b>				
397 00 00 02 Transfer From General Fund	0.00	0.00	0.00	100.0%
<b>397 Interfund Transfers</b>	<b>0.00</b>	<b>0.00</b>	<b>0.00</b>	<b>100.0%</b>
<b>Fund Revenues:</b>	<b>1,355,242.02</b>	<b>0.00</b>	<b>1,355,242.02</b>	<b>100.0%</b>
Expenditures	Amt Budgeted	Expenditures	Remaining	
<b>999 Ending Balance</b>				
508 41 00 00 Ending Balance	0.00	0.00	0.00	100.0%
<b>999 Ending Balance</b>	<b>0.00</b>	<b>0.00</b>	<b>0.00</b>	<b>100.0%</b>
<b>070 OTHER</b>				
<b>597 Interfund Transfers</b>				
597 22 00 02 Transfer To General Fund	0.00	0.00	0.00	100.0%
<b>597 Interfund Transfers</b>	<b>0.00</b>	<b>0.00</b>	<b>0.00</b>	<b>100.0%</b>
<b>070 OTHER</b>	<b>0.00</b>	<b>0.00</b>	<b>0.00</b>	<b>100.0%</b>
<b>Fund Expenditures:</b>	<b>0.00</b>	<b>0.00</b>	<b>0.00</b>	<b>100.0%</b>
<b>Fund Excess/(Deficit):</b>	<b>1,355,242.02</b>	<b>0.00</b>		

## 2025 BUDGET POSITION TOTALS

South Whidbey Fire EMS

Time: 14:48:40 Date: 02/06/2025

Page: 12

Fund	Revenue Budgeted	Received		Expense Budgeted	Spent	
001 General Fund	9,575,848.44	3,130.00	100.0%	9,708,322.16	1,088,365.88	89%
003 Reserve Fund	462,171.31	0.00	100.0%	0.00	0.00	100%
004 Contingency Fund	463,171.31	0.00	100.0%	0.00	0.00	100%
300 General Investment Fund	1,355,242.02	0.00	100.0%	0.00	0.00	100%
	<u>11,856,433.08</u>	<u>3,130.00</u>	<u>100.0%</u>	<u>9,708,322.16</u>	<u>1,088,365.88</u>	<u>88.8%</u>

# CHECK REGISTER

South Whidbey Fire EMS

Time: 15:44:59 Date: 02/06/2025

01/01/2025 To: 01/31/2025

Page: 1

Trans	Date	Type	Acct #	Chk #	Claimant	Amount	Memo
25	01/08/2025	Claims	1	EFT	2025 HRA/VEBA Contributions	30,800.00	2025 HRA/VEBA Contributions
104	01/24/2025	Payroll	1	EFT	Internal Revenue Service	30,074.84	941 Deposit for Pay Cycle(s) 01/23/2025 - 01/23/2025
105	01/24/2025	Payroll	1	EFT	Internal Revenue Service	3,449.86	941 Deposit for Pay Cycle(s) 01/24/2025 - 01/24/2025
106	01/24/2025	Payroll	1	EFT	WA D/Employment Security PFML	6,293.95	Pay Cycle(s) 10/01/2024 To 12/31/2024 - PMFL; Pay Cycle(s) 10/01/2024 To 12/31/2024 - WA Care
107	01/24/2025	Payroll	1	EFT	WA D/Employment Security	1,801.78	4th Quarter Unemployment: 10/01/2024 - 12/31/2024
108	01/24/2025	Payroll	1	EFT	WA D/L&I Employer Services	44,801.48	4TH Quarter L&I: 10/01/2024 - 12/31/2024
134	01/30/2025	Payroll	1	EFT	Internal Revenue Service	7,712.60	941 Deposit for Pay Cycle(s) 12/31/2024 - 12/31/2024
182	01/09/2025	Payroll	1	EFT	Internal Revenue Service	26,713.77	941 Deposit for Pay Cycle(s) 01/09/2025 - 01/09/2025
183	01/10/2025	Payroll	1	EFT	WA D/Retirement Systems	3,897.64	Pay Cycle(s) 01/09/2025 To 01/09/2025 - DEFERRED COMP; Pay Cycle(s) 01/09/2025 To 01/09/2025 - DCP Roth
184	01/24/2025	Payroll	1	0	Aflac		Wrong pay date
185	01/24/2025	Payroll	1	0	South Whidbey Firefighters Union		Wrong pay date
186	01/24/2025	Payroll	1	0	Vimly Benefits Solutions		Wrong pay date
187	01/24/2025	Payroll	1	0	WA D/Retirement Systems	4,022.94	Pay Cycle(s) 01/23/2025 To 01/23/2025 - DEFERRED COMP
188	01/24/2025	Payroll	1	0	WA D/Retirement Systems	320.67	Pay Cycle(s) 01/23/2025 To 01/23/2025 - DCP Roth
189	01/24/2025	Payroll	1	0	WA D/Retirement Systems		Wrong pay date
190	01/27/2025	Payroll	1	EFT	WA D/Retirement Systems	28,306.57	Pay Cycle(s) 01/01/2025 To 01/31/2025 - PERS 2; Pay Cycle(s) 01/01/2025 To 01/31/2025 - PERS 2- Maint; Pay Cycle(s) 01/01/2025 To 01/31/2025 - PERS 3- Maint; Pay Cycle(s) 01/01/2025 To 01/31/2025 - LE
30	01/10/2025	Claims	1	663841	Whidbey's T&T Construction, Inc.	4,867.71	Station 34
31	01/10/2025	Claims	1	663843	Board of Volunteer Firefighters	60.00	
32	01/10/2025	Claims	1	663844	Daily Dispatch	202.50	FF Ad
33	01/10/2025	Claims	1	663845	Island Auto Supply	164.37	Acct #1340; Acct #1340; Acct #1340
34	01/10/2025	Claims	1	663846	McGavick Graves, P.S.	276.00	Matter 35083
35	01/10/2025	Claims	1	663847	Motorola Solutions	593.74	Battery packs
36	01/10/2025	Claims	1	663848	Mukilteo Coffee Co.	109.20	Coffee; Coffee; Coffee; Coffee; Coffee
37	01/10/2025	Claims	1	663849	Orca Information INC	110.00	D. Arbaugh
38	01/10/2025	Claims	1	663850	Pomeroy, Rebekah	200.00	CPR Instructor Sep/Oct
39	01/10/2025	Claims	1	663851	Sebo's Do-it Center	76.99	Acct #13000
40	01/10/2025	Claims	1	663852	Shimada, Paul	100.00	CPR Instructor Feb2024
41	01/10/2025	Claims	1	663853	Sound Publishing Inc ADS	504.50	Santa's Sleigh Ads
42	01/10/2025	Claims	1	663854	T-Mobile	281.82	Acct. #972274840
43	01/10/2025	Claims	1	663855	US Bank Visa	1,922.92	Dec26 2024 Statement
72	01/24/2025	Payroll	1	663856	Charles C. Baker	68.11	Q4 2024 Volunteer
73	01/24/2025	Payroll	1	663857	Alexandra Bannister	255.83	Q4 2024 Volunteer
74	01/24/2025	Payroll	1	663858	Anne M Collins	460.60	Q4 2024 Volunteer
81	01/24/2025	Payroll	1	663859	Robert Hinkelman	22.57	Q4 2024 Volunteer
84	01/24/2025	Payroll	1	663860	Kevin M Olin	915.36	Q4 2024 Volunteer
93	01/24/2025	Payroll	1	663861	Logan M Robinson	120.05	Q4 2024 Volunteer
97	01/24/2025	Payroll	1	663862	Mari St Amand	80.35	Q4 2024 Volunteer



## CHECK REGISTER

South Whidbey Fire EMS

Time: 15:44:59 Date: 02/06/2025

01/01/2025 To: 01/31/2025

Page: 2

Trans	Date	Type	Acct #	Chk #	Claimant	Amount	Memo
103	01/24/2025	Payroll	1	663863	Carson Wrightson	252.11	Q4 2024 Volunteer
109	01/22/2025	Claims	1	663864	Robert Coleman Absolute Pest Control	1,192.40	Pest Control; Pest Control
110	01/22/2025	Claims	1	663865	Archbright	7,710.00	Annual Silver Membership; Workplace Harassment Awareness
111	01/22/2025	Claims	1	663866	Board of Volunteer Firefighters	50.00	C. Ayson
112	01/22/2025	Claims	1	663867	Broadview Appraisal	5,350.00	Stn 31 Lot Appraisal; Maintenance Appraisal
113	01/22/2025	Claims	1	663868	Clinton Water District	95.26	Station 32; Station 32 Lot
114	01/22/2025	Claims	1	663869	Corey Oil & Propane, LLC	706.17	Acct #43355
115	01/22/2025	Claims	1	663870	Savannah Erickson	47.57	ICOM Mileage
116	01/22/2025	Claims	1	663871	Fed Ex	24.70	EMS Paperwork
117	01/22/2025	Claims	1	663872	Freeland Ace Hardware	102.83	Station 31
118	01/22/2025	Claims	1	663873	Island Disposal, Inc.	357.88	Station 31; Station 36; Maintenance
119	01/22/2025	Claims	1	663874	McMahon, Pat	999.88	West Region EMS Conference
120	01/22/2025	Claims	1	663875	Puget Sound Energy	2,562.00	Station 33; Station 36
121	01/22/2025	Claims	1	663876	SeaWestern Fire Apparatus & Equip.	6,126.20	Flow Test; Compressor Maintenance
122	01/22/2025	Claims	1	663877	Skagit Farmers Supply	238.84	DEF Fluid; DEF Fluid Drum Deposit
123	01/22/2025	Claims	1	663878	Snure Law Office, PSC	64.00	Tax Levy
124	01/22/2025	Claims	1	663879	South Whidbey School District #206	2,525.09	Fuel
125	01/22/2025	Claims	1	663880	Springbrook Software	8,468.60	Annual Software Renewal
126	01/22/2025	Claims	1	663881	Streamline	4,680.00	Annual Renewal
127	01/22/2025	Claims	1	663882	Vistaire Water System	218.18	Maintenance; Station 36
128	01/22/2025	Claims	1	663883	WA State Ferries	22.40	F111148
129	01/22/2025	Claims	1	663884	Whidbey Telecom	14,568.22	Bayview Tower; Landline/Internet
130	01/22/2025	Payroll	1	663885	Trusteed Plans Service Corp.	39,853.48	Pay Cycle(s) 01/01/2025 To 01/31/2025 - Medical/Dental
133	01/28/2025	Claims	1	663886	SeaWestern Fire Apparatus & Equip.	546,065.93	Fire Tender - Fouts 3000 Gallon 2025 - Model T480 AERO - VIN 2NK5LJ9X9SM157209
141	01/30/2025	Claims	1	663887	Amazon Capital Services	1,444.86	C302 Charger; Janitorial; Decon Kits; Office; App Maintenance; Shadow Box
142	01/30/2025	Claims	1	663888	Bound Tree Medical, LLC.	2,761.21	I-gel, Aspirin; Supplies
143	01/30/2025	Claims	1	663889	Canon Financial Services, Inc.	263.16	Copier
144	01/30/2025	Claims	1	663890	Enduris	2,000.00	Claim #C10727 Deductible; Claim #C10802 Deductible
145	01/30/2025	Claims	1	663891	Galls, LLC	249.98	Walsh Boots; Evenson Belt
146	01/30/2025	Claims	1	663892	ISOOutsource	12,497.01	IT Services; IT Services; IT Services
147	01/30/2025	Claims	1	663893	Ignition Point Training	4,250.00	Art of Reading Smoke
148	01/30/2025	Claims	1	663894	LabCorp Occupational Testing Service	67.00	Ayson, Arbaugh
149	01/30/2025	Claims	1	663895	Langley, City of	357.72	Station 34
150	01/30/2025	Claims	1	663896	My Hearing Centers	150.00	S. McDougald
151	01/30/2025	Claims	1	663897	Occupational Health Centers of WA	1,988.00	Arbaugh, Evenson
152	01/30/2025	Claims	1	663898	Coleman Porter	104.00	NRE
153	01/30/2025	Claims	1	663899	Saratoga Water District	80.00	Station 35
154	01/30/2025	Claims	1	663900	Three Men and a Mower	1,537.92	Dec2024 Services
1	01/09/2025	Payroll	10	EFT	Blake Benenati	2,217.07	
2	01/09/2025	Payroll	10	EFT	Brian Boyd	2,885.42	
3	01/09/2025	Payroll	10	EFT	Chavo Camargo	2,124.01	
4	01/09/2025	Payroll	10	EFT	Josiah Cantrell J	1,873.43	

# CHECK REGISTER

South Whidbey Fire EMS

Time: 15:44:59 Date: 02/06/2025

01/01/2025 To: 01/31/2025

Page: 3

Trans	Date	Type	Acct #	Chk #	Claimant	Amount	Memo
5	01/09/2025	Payroll	10	EFT	Ian G Carter	2,951.29	
6	01/09/2025	Payroll	10	EFT	Katheryne Crowe	2,596.57	
7	01/09/2025	Payroll	10	EFT	Karley Diffie	2,761.06	
8	01/09/2025	Payroll	10	EFT	Joseph M Dilley	3,992.90	
9	01/09/2025	Payroll	10	EFT	Jake D Greve	457.67	
10	01/09/2025	Payroll	10	EFT	Robert Husom	2,326.96	
11	01/09/2025	Payroll	10	EFT	Mary Kaye Johansen	1,756.49	
12	01/09/2025	Payroll	10	EFT	Leah Kalahiki	3,143.00	
13	01/09/2025	Payroll	10	EFT	Vicki Lange	2,788.70	
14	01/09/2025	Payroll	10	EFT	Peter Lund	3,209.18	
15	01/09/2025	Payroll	10	EFT	Alexander M Magallon	3,835.29	
16	01/09/2025	Payroll	10	EFT	Sean C McDougald	2,715.38	
17	01/09/2025	Payroll	10	EFT	Alexandra McMahan	2,802.04	
18	01/09/2025	Payroll	10	EFT	Terrence Ney	3,634.48	
19	01/09/2025	Payroll	10	EFT	Shari L Schroeder	1,052.08	
20	01/09/2025	Payroll	10	EFT	Lewis J Townsend	2,142.64	
21	01/09/2025	Payroll	10	EFT	Christopher Turner	2,523.01	
22	01/09/2025	Payroll	10	EFT	Cooper Ullmann	2,380.23	
23	01/09/2025	Payroll	10	EFT	Nicholas S Walsh	3,883.47	
24	01/09/2025	Payroll	10	EFT	Carlee Wilkie	2,755.03	
47	01/23/2025	Payroll	10	EFT	Blake Benenati	2,568.53	Jan3-Jan16 2025 Payroll
48	01/23/2025	Payroll	10	EFT	Brian Boyd	3,042.30	Jan3-Jan16 2025 Payroll
49	01/23/2025	Payroll	10	EFT	Chavo Camargo	3,025.26	Jan3-Jan16 2025 Payroll
50	01/23/2025	Payroll	10	EFT	Josiah Cantrell J	1,944.15	Jan3-Jan16 2025 Payroll
51	01/23/2025	Payroll	10	EFT	Ian G Carter	3,056.21	Jan3-Jan16 2025 Payroll
52	01/23/2025	Payroll	10	EFT	Katheryne Crowe	2,818.49	Jan3-Jan16 2025 Payroll
53	01/23/2025	Payroll	10	EFT	Karley Diffie	2,906.67	Jan3-Jan16 2025 Payroll
54	01/23/2025	Payroll	10	EFT	Joseph M Dilley	4,760.55	Jan3-Jan16 2025 Payroll
55	01/23/2025	Payroll	10	EFT	Jake D Greve	477.87	Jan3-Jan16 2025 Payroll
56	01/23/2025	Payroll	10	EFT	Robert Husom	2,931.40	Jan3-Jan16 2025 Payroll
57	01/23/2025	Payroll	10	EFT	Mary Kaye Johansen	1,886.18	Jan3-Jan16 2025 Payroll
58	01/23/2025	Payroll	10	EFT	Leah Kalahiki	3,226.33	Jan3-Jan16 2025 Payroll
59	01/23/2025	Payroll	10	EFT	Vicki Lange	2,899.45	Jan3-Jan16 2025 Payroll
60	01/23/2025	Payroll	10	EFT	Peter Lund	2,933.29	Jan3-Jan16 2025 Payroll
61	01/23/2025	Payroll	10	EFT	Alexander M Magallon	2,496.27	Jan3-Jan16 2025 Payroll
62	01/23/2025	Payroll	10	EFT	Sean C McDougald	3,118.21	Jan3-Jan16 2025 Payroll
63	01/23/2025	Payroll	10	EFT	Alexandra McMahan	3,225.55	Jan3-Jan16 2025 Payroll
64	01/23/2025	Payroll	10	EFT	Terrence Ney	4,503.75	Jan3-Jan16 2025 Payroll
65	01/23/2025	Payroll	10	EFT	Shari L Schroeder	1,141.78	Jan3-Jan16 2025 Payroll
66	01/23/2025	Payroll	10	EFT	Lewis J Townsend	2,256.13	Jan3-Jan16 2025 Payroll
67	01/23/2025	Payroll	10	EFT	Christopher Turner	3,414.29	Jan3-Jan16 2025 Payroll
68	01/23/2025	Payroll	10	EFT	Cooper Ullmann	2,400.73	Jan3-Jan16 2025 Payroll
69	01/23/2025	Payroll	10	EFT	Nicholas S Walsh	4,541.01	Jan3-Jan16 2025 Payroll
70	01/23/2025	Payroll	10	EFT	Carlee Wilkie	3,300.25	Jan3-Jan16 2025 Payroll
71	01/24/2025	Payroll	10	EFT	Karen Arndt	824.57	Q4 2024 Volunteer
75	01/24/2025	Payroll	10	EFT	Taylor T Crowe	37.40	Q4 2024 Volunteer
76	01/24/2025	Payroll	10	EFT	Arthur Fleming	293.41	Q4 2024 Volunteer
77	01/24/2025	Payroll	10	EFT	Jon Gabelein	333.93	Q4 2024 Volunteer
78	01/24/2025	Payroll	10	EFT	Nicole Hagen	2,065.32	Q4 2024 Volunteer
79	01/24/2025	Payroll	10	EFT	Traci L Haynie	1,302.33	Q4 2024 Volunteer
80	01/24/2025	Payroll	10	EFT	Ashton M Helseth	365.21	Q4 2024 Volunteer
82	01/24/2025	Payroll	10	EFT	Sarah M Ledoux	156.07	Q4 2024 Volunteer
83	01/24/2025	Payroll	10	EFT	Patricia J McMahon	103.44	Q4 2024 Volunteer
85	01/24/2025	Payroll	10	EFT	Thomas T. Peterson		Q4 2024 Volunteer
86	01/24/2025	Payroll	10	EFT	Daniel A Phillips		Q4 2024 Volunteer
87	01/24/2025	Payroll	10	EFT	Shawn C Pilkington	84.04	Q4 2024 Volunteer

## CHECK REGISTER

South Whidbey Fire EMS

Time: 15:44:59 Date: 02/06/2025

01/01/2025 To: 01/31/2025

Page: 4

Trans	Date	Type	Acct #	Chk #	Claimant	Amount	Memo
88	01/24/2025	Payroll	10	EFT	Barry Pomeroy	374.02	Q4 2024 Volunteer
89	01/24/2025	Payroll	10	EFT	Rebekah A Pomeroy	352.08	Q4 2024 Volunteer
90	01/24/2025	Payroll	10	EFT	Riley Pomeroy	1,550.84	Q4 2024 Volunteer
91	01/24/2025	Payroll	10	EFT	Suzanne E Reynolds	204.10	Q4 2024 Volunteer
92	01/24/2025	Payroll	10	EFT	Neil A Rixe	510.63	Q4 2024 Volunteer
94	01/24/2025	Payroll	10	EFT	Paul H Shimada		Q4 2024 Volunteer
95	01/24/2025	Payroll	10	EFT	Jeffrey W. Simmons	339.89	Q4 2024 Volunteer
96	01/24/2025	Payroll	10	EFT	Melissa Simmons	2,048.69	Q4 2024 Volunteer
98	01/24/2025	Payroll	10	EFT	Rowen E Stephens	2,069.99	Q4 2024 Volunteer
99	01/24/2025	Payroll	10	EFT	Marc G Swenson	114.29	Q4 2024 Volunteer
100	01/24/2025	Payroll	10	EFT	Teresa Welch		Q4 2024 Volunteer
101	01/24/2025	Payroll	10	EFT	Cody Wilkie	71.95	Q4 2024 Volunteer
102	01/24/2025	Payroll	10	EFT	Melody K Wilkie	996.45	Q4 2024 Volunteer

001 General Fund

1,015,502.02

	Claims:	670,196.76
	Payroll:	345,305.26

**CERTIFICATION:** I, the undersigned do hereby certify under penalty of perjury, that the materials have been furnished, the services rendered or the labor performed as described and that the claim is a due and unpaid obligation against South Whidbey Island Fire/EMS and that I am authorized to authenticate and certify to said claim.

Auditing Officer \_\_\_\_\_ Date: \_\_\_\_\_

Auditing Officer \_\_\_\_\_ Date: \_\_\_\_\_

**TREASURER'S REPORT**  
**Fund Totals**

South Whidbey Fire EMS

12/01/2024 To: 12/31/2024

Time: 14:58:54 Date: 02/06/2025

Page: 1

Fund	Previous Balance	Revenue	Expenditures	Ending Balance	Claims Clearing	Payroll Clearing	Outstanding Deposits	Adjusted Ending Balance
001 General Fund	1,846,022.63	45,902.53	1,230,162.73	661,762.43	50,533.23	98,621.34	-1,209.46	809,707.54
003 Reserve Fund	53,693.13	340,900.90		394,594.03	0.00	0.00	0.00	394,594.03
004 Contingency Fund	172,228.16	222,564.31		394,792.47	0.00	0.00	0.00	394,792.47
300 General Investment Fund	2,208,387.51	0.00		2,208,387.51	0.00	0.00	0.00	2,208,387.51
	<b>4,280,331.43</b>	<b>609,367.74</b>	<b>1,230,162.73</b>	<b>3,659,536.44</b>	<b>50,533.23</b>	<b>98,621.34</b>	<b>-1,209.46</b>	<b>3,807,481.55</b>

**TREASURER'S REPORT**  
**Account Totals**

South Whidbey Fire EMS

12/01/2024 To: 12/31/2024

Time: 14:58:54 Date: 02/06/2025

Page: 2

Cash Accounts		Beg Balance	Deposits	Withdrawals	Ending	Outstanding Rec	Outstanding Exp	Adj Balance
1	General Fund-Island County Mai	2,344,882.35	47,189.63	667,908.21	1,724,163.77	-1,287.10	148,992.10	1,871,868.77
5	Capital Reserve Investment	1,708,387.51	0.00	0.00	1,708,387.51	0.00	0.00	1,708,387.51
7	Keybank (Direct Deposit)	95.53	0.00	0.00	95.53	0.00	0.00	95.53
10	Heritage (Direct Deposit)	-97.55	126,892.46	126,968.87	-173.96	0.00	240.11	66.15
11	Reserve Fund	53,693.13	0.00	0.00	53,693.13	0.00	0.00	53,693.13
12	Contingency Fund	172,228.16	0.00	0.00	172,228.16	0.00	0.00	172,228.16
<b>Total Cash:</b>		<b>4,279,189.13</b>	<b>174,082.09</b>	<b>794,877.08</b>	<b>3,658,394.14</b>	<b>-1,287.10</b>	<b>149,232.21</b>	<b>3,806,339.25</b>
		<b>4,279,189.13</b>	<b>174,082.09</b>	<b>794,877.08</b>	<b>3,658,394.14</b>	<b>-1,287.10</b>	<b>149,232.21</b>	<b>3,806,339.25</b>

**TREASURER'S REPORT**  
**Outstanding Vouchers**

South Whidbey Fire EMS

12/01/2024 To: 12/31/2024

As Of: 12/31/2024 Date: 02/06/2025

Time: 14:58:54 Page: 3

Year	Trans#	Date	Type	Acct#	War#	Vendor	Amount	Memo
2024	2045	12/30/2024	Tr Rec	1		Central Whidbey Island Fire & Rescue	1,287.10	
						Receipts Outstanding:	1,287.10	
2024	2068	12/31/2024	Payroll	1	EFT	WA D/Retirement Systems	26,938.62	Pay Cycle(s) 12/01/2024 To 12/31/2024 - PERS 2; Pay Cycle(s) 12/01/2024 To 12/31/2024 - PERS 2- Maint; Pay Cycle(s) 12/01/2024 To 12/31/2024 - PERS 3- Maint; Pay Cycle(s) 12/01/2024 To 12/31/2024 - LE
2024	1370	09/03/2024	Payroll	1	EFT	WA D/Retirement Systems	3,687.88	Pay Cycle(s) 07/25/2024 To 07/25/2024 - DEFERRED COMP; Pay Cycle(s) 07/25/2024 To 07/25/2024 - DCP Roth
2024	1972	11/15/2024	Ser Chge	1	EFT	Nov2024 Heritage Service Charge	77.64	Nov2024 Heritage Service Charge
2024	2067	12/31/2024	Payroll	1	EFT	Internal Revenue Service	417.10	941 Deposit for Pay Cycle(s) 12/31/2024 - 12/31/2024
2024	700	03/18/2024	Payroll	1	EFT	WA D/Retirement Systems	18,176.43	Pay Cycle(s) 01/01/2024 To 01/31/2024 - LEOFF 2
2024	203	02/07/2024	Payroll	1	EFT	WA D/Retirement Systems	11,934.97	Pay Cycle(s) 11/16/2023 To 11/16/2023 - DEFERRED COMP; Pay Cycle(s) 11/30/2023 To 11/30/2023 - DEFERRED COMP; Pay Cycle(s) 12/14/2023 To 12/14/2023 - DEFERRED COMP; Pay Cycle(s) 12/28/2023 To 12/28/2023
2024	241	02/14/2024	Payroll	1	EFT	WA D/Retirement Systems	28,152.89	Pay Cycle(s) 05/01/2023 To 05/31/2023 - PERS 2; Pay Cycle(s) 06/01/2023 To 06/30/2023 - LEOFF 2; Pay Cycle(s) 06/01/2023 To 06/30/2023 - PERS 2; Pay Cycle(s) 07/01/2023 To 07/31/2023 - LEOFF 2; Pay Cy
2022	1022	08/11/2022	Payroll	1	661596	Lianne Kniest	36.01	Q2 Volunteer Points
2022	1069	08/10/2022	Claims	1	661605	Champion Bolt & Supply Inc	45.80	INV #750665
2022	1145	08/24/2022	Claims	1	661663	Cooper Ullman	20.00	Fair Meal Reimbursement
2023	45	01/19/2023	Claims	1	662117	Nicole Hagen	300.00	Boot Reimbursement
2023	550	05/04/2023	Payroll	1	662325	Kirsti Ranta	73.88	April 18- April 28 Payroll
2023	566	05/04/2023	Payroll	1	662327	Carson Wrightson	12.00	April 18- April 28 Payroll
2023	970	07/20/2023	Claims	1	662517	HSI Emergency Care Solutions	43.21	Inv. #1834113
2023	1074	08/10/2023	Payroll	1	662590	Charles C. Baker	149.84	July 21- Aug 4 Payroll
2023	1082	08/10/2023	Payroll	1	662591	Anne M Collins	250.03	July 21- Aug 4 Payroll
2023	1089	08/10/2023	Payroll	1	662592	Tom P Gideon	271.97	July 21- Aug 4 Payroll
2023	1094	08/10/2023	Payroll	1	662593	Robert Hinkelman	48.03	July 21- Aug 4 Payroll
2023	1116	08/10/2023	Payroll	1	662594	Mari St Amand	26.78	July 21- Aug 4 Payroll
2023	1126	08/10/2023	Payroll	1	662595	Carson Wrightson	36.01	July 21- Aug 4 Payroll

**TREASURER'S REPORT**  
**Outstanding Vouchers**

South Whidbey Fire EMS

12/01/2024 To: 12/31/2024

As Of: 12/31/2024 Date: 02/06/2025

Time: 14:58:54 Page: 4

Year	Trans#	Date	Type	Acct#	War#	Vendor	Amount	Memo
2023	1164	08/23/2023	Claims	1	662626	Neil A Rixe	32.00	Fair Reimbursement
2023	1345	10/02/2023	Claims	1	662683	Motor Trucks International	3,876.07	INV# 11w5188
2023	1618	11/24/2023	Claims	1	662804	Frontier Ford Penninsula Auto World, INC	398.36	ACCT# 4206
2023	1626	11/24/2023	Claims	1	662812	Sirenet.Com	1,614.56	INV# 271717
2023	1814	12/01/2023	Payroll	1	662826	Ian G Carter	1,973.83	pay period 11/16 through 1130, 2023
2024	674	05/02/2024	Claims	1	663211	Anne M Collins	250.03	Replace 8.10.2023 ck #662591 never issued
2024	676	05/02/2024	Claims	1	663213	Robert Hinkelman	48.03	Replace 8.10.2023 ck #662593 never issued
2024	1168	08/02/2024	Claims	1	663428	Neil A Rixe	109.87	Duty Boot Reimbursement
2024	1615	10/18/2024	Payroll	1	663581	Robert Hinkelman	12.00	Q3 2024 Volunteer
2024	1826	11/25/2024	Claims	1	663671	Whidbey's T&T Construction, Inc.	4,867.71	Station 34 Propane Sleeve
2024	1958	12/12/2024	Payroll	1	663732	South Whidbey Firefighters Union	1,661.40	Pay Cycle(s) 11/01/2024 To 11/30/2024 - FF Union Dues; Pay Cycle(s) 11/01/2024 To 11/30/2024 - FF Association Dues
2024	2030	12/24/2024	Claims	1	663809	Bound Tree Medical, LLC.	393.85	Medical supplies
2024	2032	12/24/2024	Claims	1	663811	Fed Ex	17.38	SEI Renewal
2024	2036	12/24/2024	Claims	1	663814	Motorola Solutions	8,143.03	XVE500 DV 1 Remote speaker Mic x 20
2024	2037	12/24/2024	Claims	1	663815	Rep Fitness	3,983.95	
2024	2040	12/24/2024	Claims	1	663818	South Whidbey School District #206	2,774.61	Fuel
2024	2041	12/24/2024	Claims	1	663819	Stryker Sales, LLC	654.21	Finger Probe
2024	2047	12/31/2024	Payroll	1	663823	Aflac	1,821.56	Pay Cycle(s) 12/01/2024 To 12/31/2024 - AFLAC (Post-Tax)
2024	2048	12/31/2024	Payroll	1	663824	South Whidbey Firefighters Union	1,661.40	Pay Cycle(s) 12/01/2024 To 12/31/2024 - FF Union Dues; Pay Cycle(s) 12/01/2024 To 12/31/2024 - FF Association Dues
2024	2049	12/31/2024	Payroll	1	663825	Vimly Benefits Solutions	1,038.60	Pay Cycle(s) 12/01/2024 To 12/31/2024 - IAFF MERP Dues
2024	2051	12/31/2024	Claims	1	663826	Amazon Capital Services	396.78	Hotstart Engine Heater; Leadership Books; Cork board; W-2 Forms
2024	2052	12/31/2024	Claims	1	663827	Archbright	3,398.80	D. Shorzman Services
2024	2053	12/31/2024	Claims	1	663828	Canon Financial Services, Inc.	263.16	Dec2024 Copier Lease
2024	2054	12/31/2024	Claims	1	663829	Communications Northwest	193.17	Radio Programming Cable
2024	2055	12/31/2024	Claims	1	663830	Fed Ex	127.68	Sep2024; NRS Repairs
2024	2056	12/31/2024	Claims	1	663831	Firefighter Inspiration Readiness & Edu	598.00	Calm the Chaos Training
2024	2057	12/31/2024	Claims	1	663832	FirstNet - AT&T MOBILITY	1,838.83	Acct #287296038392
2024	2058	12/31/2024	Claims	1	663833	Freeland Ace Hardware	1,577.59	Cust #1059
2024	2059	12/31/2024	Claims	1	663834	Frontier Ford	618.08	Core deposit 2103

**TREASURER'S REPORT**  
**Outstanding Vouchers**

South Whidbey Fire EMS

12/01/2024 To: 12/31/2024

As Of: 12/31/2024 Date: 02/06/2025  
 Time: 14:58:54 Page: 5

Year	Trans#	Date	Type	Acct#	War#	Vendor	Amount	Memo
2024	2060	12/31/2024	Claims	1	663835	ISOOutsource	5,128.80	IT Support; IT Support
2024	2061	12/31/2024	Claims	1	663836	Locality Media, Inc	4,738.11	First Due 12/2024-12/2025
2024	2062	12/31/2024	Claims	1	663837	Puget Sound Energy	2,056.44	Station 35; Station 34; Station 31; Station 32; Maintenance
2024	2063	12/31/2024	Claims	1	663838	CM-9690 US Bank	350.00	G.O. Bond Fee
2024	2064	12/31/2024	Claims	1	663839	Skagit Farmers Supply	1,225.01	Station 31 Propane
2024	2065	12/31/2024	Claims	1	663840	Stryker Sales, LLC	450.11	PO #106077
							148,992.10	
2024	176	02/09/2024	Payroll	10	EFT	Nina Holmstrom	12.00	
2024	177	02/09/2024	Payroll	10	EFT	Cory S Jennings	204.10	
2023	1096	08/10/2023	Payroll	10	EFT	Cory S Jennings	24.01	July 21- Aug 4 Payroll
							240.11	
							149,232.21	

Fund	Claims	Payroll	Total
001 General Fund	50,533.23	98,621.34	149,154.57
	50,533.23	98,621.34	149,154.57



**TREASURER'S REPORT**  
**Signature Page**

South Whidbey Fire EMS

12/01/2024 To: 12/31/2024

Time: 14:58:54 Date: 02/06/2025  
Page: 6

---

We, the undersigned officers for South Whidbey Fire/EMS, have reviewed the foregoing report and acknowledge that to the best of our knowledge this report is accurate and true:

Signed: \_\_\_\_\_ Signed: \_\_\_\_\_  
Chief / Date Finance Officer / Date

Signed: \_\_\_\_\_  
Board Chair / Date



# SOUTH WHIDBEY FIRE / EMS

5579 Bayview Road • Langley, WA 98260

(360) 321-1533 • Fax (360) 321-9385 • www.swfe.org

Expenditure Approval Document

Date of Approval: February 13, 2025

Warrants Approved from January 1 –January 31, 2025

Date	Check/Voucher	Description	Amount
1/9/2025	EFT	Payroll	\$ 62,807.40
1/9/2025	Stop Payment	Accounts Payable	\$ (4,867.71)
1/10/2025	250101001	Accounts Payable	\$ 4,867.71
1/10/2025	250102001-250102013	Accounts Payable	\$ 4,602.04
1/22/2025	250104001-250104021	Accounts Payable	\$ 56,110.22
1/23/2025	EFT	Payroll	\$ 68,874.65
1/24/2025	EFT/663863-663856	Volunteer Payroll	\$ 16,373.63
1/28/2025	250106001	Accounts Payable	\$ 546,065.93
1/30/2025	250108001-250108014	Accounts Payable	\$ 27,750.86
1/1-1/31/2025	EFT	Payroll Liabilities	\$ 228,049.58
		<b>Total Warrants Approved</b>	<b>\$ 1,010,634.31</b>

*I, the undersigned, do hereby certify under penalty of perjury that the materials have been furnished, the services rendered, or the labor performed as described herein, that any advance payment is due and payable according to a contract or is available as an option for full or partial fulfillment of a contractual obligation and that the claim is a just, due and unpaid obligation against South Whidbey Fire/EMS, and that I am authorized to authenticate and certify to said claim.*

\_\_\_\_\_  
Mary Kaye Johansen, Finance Officer

\_\_\_\_\_  
Nick Walsh, Fire Chief

\_\_\_\_\_  
Michael Noble, Chair

\_\_\_\_\_  
Savanah Erickson, Commissioner

\_\_\_\_\_  
Jim Towers, Commissioner

Serving the communities of Bayview - Clinton - Freeland - Langley - Maxwelton – Saratoga

*Our mission: "To protect and prepare the South Whidbey community through service and education."*

**SOUTH WHIDBEY FIRE/EMS  
5579 BAYVIEW ROAD  
LANGLEY, WA 98260**

**RESOLUTION NO. 2025-03**

**A RESOLUTION TO CANCEL THE FOLLOWING WARRANT:**

<b>Check Date</b>	<b>Check #</b>	<b>Vendor</b>	<b>Amount</b>	<b>Memo</b>
11/25/2024	663671	Whidbey's T&T Construction	\$4,867.71	Warrant was never received by the vendor. Warrant was reissued and hand delivered.
		<b>Total Warrants:</b>	<b>\$4,867.71</b>	

**WHEREAS**, the above check was issued, and a stop payment is needed due to the District not having the warrant in hand.

**NOW, THEREFORE, BE IT RESOLVED** by the Board of Commissioners of South Whidbey Fire/EMS that the above warrant be canceled, and the funds returned to the Expense Fund of the District.

**ADOPTED** at a regular meeting of the Board of Commissioners of South Whidbey Fire/EMS on February 13, 2025 the following Commissioners being present:

\_\_\_\_\_  
Michael W. Noblet, Chair

\_\_\_\_\_  
Savannah Erickson, Commissioner

\_\_\_\_\_  
Jim Towers, Commissioner

**ATTEST:**

\_\_\_\_\_  
Shari Schroeder, Board Secretary

**SOUTH WHIDBEY FIRE/EMS  
RESOLUTION NO. 2025-04  
AMENDING THE 2025 APPROVED BUDGET**

WHEREAS, The Board of Fire Commissioners of South Whidbey Fire/EMS, in its duties to the District, has reviewed the remaining approved 2024 budget expenses that were delayed,

NOW THEREFORE, BE IT RESOLVED that the Board of Fire Commissioners of South Whidbey Fire/EMS hereby adopts to amend the established 2025 budget by including the unpaid remaining approved 2024 expenditures.

ADOPTED at the regular meeting of the Board of Fire Commissioners on February 13, 2025.

\_\_\_\_\_  
Michael W. Noblet, Chair

ATTEST:

\_\_\_\_\_  
Savannah Erickson, Commissioner

By: \_\_\_\_\_  
Shari Schroeder, District Secretary

\_\_\_\_\_  
Jim Towers, Commissioner

A RESOLUTION AMENDING LINE ITEMS WITHIN THE 2025 BUDGET  
Resolution 2025-04 (Continued)

	<b>Account</b>	<b>Current</b>	<b>Carryover</b>	<b>New</b>
522.10.48.10	Computer Repair & Maintenance	\$121,720.00	\$36,063.00	\$157,783.00
522.20.31.20	Medical Operations Supplies	\$17,855.00	\$1,308.00	\$19,163.00
522.20.31.60	Uniforms and Badges	\$45,375.00	\$20,000.00	\$65,375.00
522.20.35.60	Personal Safety Equipment	\$94,845.00	\$18,200.00	\$113,045.00
594.22.64.12	Fire Apparatus	\$960,221.00	\$440,628.00	\$1,400,849.00
	<b>Total</b>	<b>\$1,240,016.00</b>	<b>\$516,199.00</b>	<b>\$1,756,215.00</b>

**SOUTH WHIDBEY FIRE/EMS  
RESOLUTION NO. 2025-05**

**A RESOLUTION ADJUSTING LINE ITEMS WITHIN THE 2024 BUDGET**

WHEREAS, The Board of Fire Commissioners of South Whidbey Fire/EMS, in its duties to the District, have reviewed the year to date spending through December 2024,

WHEREAS, the Board of Fire Commissioners of South Whidbey Fire/EMS, in its duties to the District, has adopted the annual budget for 2024; and

WHEREAS, it may be necessary from time to time to amend the current budget;

WHEREAS, it is necessary to make transfers between accounts to cover existing budget requests;

WHEREAS, District policy requires Board of Fire Commissioner approval for all fund to fund transfers;

WHEREAS, transfers within and between funds are recommended as outlined in Exhibit A:

NOW THEREFORE, BE IT RESOLVED that the Board of Fire Commissioners of South Whidbey Fire/EMS hereby adopts to correct the established budget by transferring funds between accounts as outlined above.

ADOPTED at the regular meeting of the Board of Fire Commissioners February 13, 2025.

By \_\_\_\_\_  
Michael W. Noblet, Board Chair

By \_\_\_\_\_  
Savannah Erickson, Commissioner

ATTEST:

By \_\_\_\_\_  
Shari Schroeder, District Secretary

By \_\_\_\_\_  
Jim Towers, Commissioner

**End-of-Year Adjustments - Over/Under Budget Breakdown**

**Net Budget Reduction: \$507,881.36**

<b>Accounts Under Budgeted</b>	<b>Budget Amount</b>	<b>Required Amount</b>	<b>Difference</b>	<b>Accounts Over Budgeted</b>	<b>Budget Amount</b>	<b>Required Amount</b>	<b>Difference</b>
<b>REVENUES</b>				<b>REVENUES</b>			
Investment Interest	\$ 30,000.00	\$ 44,411.95	\$ 14,411.95				
CPR Public Class Registration	\$ 4,000.00	\$ 6,060.00	\$ 2,060.00				
<b>Total</b>	<b>\$ 34,000.00</b>	<b>\$ 50,471.95</b>	<b>\$ 16,471.95</b>	<b>Total</b>			
<b>EXPENDITURES</b>				<b>EXPENDITURES</b>			
Division Chief's Wages	\$ 152,476.00	\$ 153,116.86	\$ 640.86	Admin Healthcare Benefits/ADD	\$ 166,577.00	\$ 107,140.45	\$ (59,436.55)
Admin Deferred Compensation Match	\$ 3,710.00	\$ 3,961.86	\$ 251.86	Software Recurring Licenses	\$ 41,303.72	\$ 24,185.91	\$ (17,117.81)
FICA / Medicare Benefits-Admin	\$ 60,659.00	\$ 99,783.39	\$ 39,124.39	Volunteer Shift Reimbursement	\$ 20,000.00	\$ 6,459.00	\$ (13,541.00)
Tuition Reimbursement-Admin	\$ -	\$ 50.00	\$ 50.00	Testing	\$ 10,000.00	\$ 1,605.00	\$ (8,395.00)
Legal Services	\$ 20,000.00	\$ 23,047.00	\$ 3,047.00	Uniforms & Badges	\$ 60,165.00	\$ 40,165.00	\$ (20,000.00)
Audit & Review Services	\$ 31,000.00	\$ 32,679.35	\$ 1,679.35	Fire Equipment	\$ 52,457.00	\$ 37,572.32	\$ (14,884.68)
Consulting - Website	\$ 3,600.00	\$ 3,699.99	\$ 99.99	Communications Equipment	\$ 10,250.00	\$ 3,849.78	\$ (6,400.22)
Alarm Monitoring	\$ 1,145.00	\$ 1,441.63	\$ 296.63	Authorized Overtime Full Time Firefighters	\$ 158,200.00	\$ 117,544.91	\$ (40,655.09)
Commissioner Travel	\$ 500.00	\$ 812.47	\$ 312.47	L&I/ Unemployment Premiums- FT Firefighters	\$ 137,681.68	\$ 110,600.86	\$ (27,080.82)
Investment/Bank Fees	\$ 600.00	\$ 1,316.39	\$ 716.39	Fire Apparatus Repair & Maintenance	\$ 73,000.00	\$ 32,213.40	\$ (40,786.60)
Accidental Death & Disability - VFIS	\$ 5,500.00	\$ 7,241.01	\$ 1,741.01	<b>Total</b>	<b>\$ 729,634.40</b>	<b>\$ 481,336.63</b>	<b>\$ (248,297.77)</b>
Retirement Premium-Board Of Vol. FF's	\$ 2,880.00	\$ 2,970.00	\$ 90.00				
Trusteed Plans (WFCA)	\$ 1,200.00	\$ 1,239.21	\$ 39.21				
Fuel - Marine Apparatus	\$ 1,700.00	\$ 1,757.45	\$ 57.45				
Medical Equipment	\$ 3,700.00	\$ 3,732.74	\$ 32.74				
Apparatus Testing/Certification	\$ 7,340.00	\$ 7,711.34	\$ 371.34				
Dispatch Services	\$ 105,053.76	\$ 113,634.36	\$ 8,580.60				
Full Time Firefighter Wages	\$ 1,428,407.00	\$ 1,490,190.81	\$ 61,783.81				
Firefighter Deferred Compensation Match	\$ 18,569.00	\$ 19,217.56	\$ 648.56				
FICA Medicare Benefits-FT Firefighters	\$ 115,361.99	\$ 130,750.37	\$ 15,388.38				
Retirement Benefits Full Time Firefighters	\$ 78,652.54	\$ 134,298.84	\$ 55,646.30				
Authorized Overtime-Fire Prevention/Public Education	\$ 5,000.00	\$ 5,283.36	\$ 283.36				
Training Employee - FICA/Medicare Benefits	\$ 982.38	\$ 2,267.98	\$ 1,285.60				
L&I/ Unemployment Premiums - Training	\$ 225.81	\$ 1,080.50	\$ 854.69				
Fire Training Equipment	\$ 9,845.00	\$ 9,855.96	\$ 10.96				
Fire Lodging & Food	\$ 7,695.00	\$ 8,068.19	\$ 373.19				
Marine Tuition & Registration	\$ 274.40	\$ 385.65	\$ 111.25				
Retirement Benefits-Maintenance Employees	\$ 5,204.00	\$ 16,597.41	\$ 11,393.41				
LPG Gas Consumed	\$ 9,111.00	\$ 9,860.73	\$ 749.73				
Water Consumed	\$ 5,986.00	\$ 6,988.88	\$ 1,002.88				
Administrative Vehicle Repair & Maintenance	\$ 12,500.00	\$ 12,913.52	\$ 413.52				
Maintenance Equipment Repair & Maintenance	\$ 1,750.00	\$ 1,872.63	\$ 122.63				
<b>Total</b>	<b>\$ 2,168,627.88</b>	<b>\$ 2,408,771.34</b>	<b>\$ 240,143.46</b>				
				<b>CARRY OVER TO 2025 BUDGET</b>	<b>Original Budget Amount</b>	<b>Carry Over Amount</b>	<b>New Budget Amount</b>
				Computer Repair & Maintenance	\$ 121,720.00	\$ 36,063.00	\$ 157,783.00
				Medical Operations Supplies	\$ 17,855.00	\$ 1,308.00	\$ 19,163.00
				Uniforms & Badges	\$ 45,375.00	\$ 20,000.00	\$ 65,375.00
				Personal Safety Equipment	\$ 94,845.00	\$ 18,200.00	\$ 113,045.00
				Fire Apparatus	\$ 960,221.00	\$ 440,628.00	\$ 1,400,849.00
				<b>Total</b>	<b>\$ 1,240,016.00</b>	<b>\$ 516,199.00</b>	<b>\$ 1,756,215.00</b>
				2024 Ending Fund Balance	\$ 661,762.43		
				Revenue Adjustment	\$ 16,471.95		
				Expenditure Adjustment	\$ (8,154.31)		
				Carry Over	\$ (516,199.00)		
				<b>Adjusted Ending Fund Balance</b>	<b>\$ 153,881.07</b>		

**SOUTH WHIDBEY FIRE/EMS  
5579 BAYVIEW ROAD  
LANGLEY, WA 98260**

**RESOLUTION NO. 2025-06**

**A RESOLUTION OF THE BOARD OF COMMISSIONERS OF THE SOUTH WHIDBEY FIRE DISTRICT TO ACCEPT BID AND USE MRSC SMALL WORKS ROSTER FOR STATION 34 REMODEL**

**WHEREAS**, South Whidbey Fire EMS (the "District") is a legally established fire protection district operating in Island County, Washington, tasked with providing essential fire protection and emergency services to residents and businesses within its jurisdiction; and

**WHEREAS**, the Board of Fire Commissioners has identified the need to remodel Station 34 to enhance operational efficiency, improve safety conditions, and better serve the community; and

**WHEREAS**, RCW 39.04.155 and related Washington State statutes authorize the use of a small works roster process for public works projects to streamline the contractor selection process and reduce administrative costs; and

**WHEREAS**, the District is a member of the Municipal Research and Services Center (MRSC) Small Works Roster, which allows access to a pre-qualified list of licensed and bonded contractors for public works projects; and

**WHEREAS**, the use of the MRSC Small Works Roster is in the best interest of the District as it expedites the selection process, ensures compliance with state procurement laws, and promotes competition among qualified contractors;

**NOW, THEREFORE, BE IT RESOLVED** by the Board of Fire Commissioners for South Whidbey Fire EMS as follows:

1. **Approval of Remodel Project:** The Board hereby approves the remodel of Station 34 to address the identified needs for improved operational efficiency and safety.
2. **Authorization to Use MRSC Small Works Roster:** The Board authorizes the District's Fire Chief, or their designee, to utilize the MRSC Small Works Roster to solicit and select a qualified contractor for the station remodel project in compliance with RCW 39.04.155.
3. **Solicitation of Contractor:** The District has followed the procedures outlined in MRSC guidelines for notifying contractors, obtaining bids, and awarding contracts to ensure transparency, fairness, and compliance with applicable laws. Mason Strevel Construction has been selected.

1. **Exhibit 1: Quote 1010 for Station 34 Remodel**



4. **Project Oversight:** The Fire Chief, or their designee, shall oversee the project, ensure that the selected contractor meets all contractual obligations, and report regularly to the Board on the project's status and any significant developments.
5. **Budget Compliance:** The Fire Chief shall ensure that the project remains within the budget authorized by the Board and shall seek Board approval for any necessary budget adjustments.
6. **Effective Date:** This resolution shall be effective immediately upon its adoption.

PASSED this 13<sup>th</sup> day of February, 2025 and signed in authentication of its passage this 13<sup>th</sup> day of February, 2025.

**PASSED, APPROVED AND ADOPTED** in regular session on February 13, 2025.

---

Savannah Erickson, Commissioner

---

Mike Noblet, Commissioner

---

Jim Towers, Commissioner

ATTEST:

---

Shari Schroeder, Secretary to the Board

Mason Strel Construction LLC  
 PO Box 777  
 Freeland, WA 98249 US  
 mason@whidbey.com

# Estimate

**ADDRESS**

SOUTH WHIDBEY FIRE & EMS  
 5579 BAYVIEW ROAD  
 LANGLEY, WA 98260 USA

ESTIMATE #	DATE
1010	11/14/2024

SERVICE	DESCRIPTION	QTY	RATE	AMOUNT
22 Specialty	MASON STREVEL CONSTRUCTION LLC. SCOPE OF WORK: FOR SWFE STATION 34 MAINTENANCE BAY RENOVATION PROJECT. Build a dividing wall to separate Maintenance Bay from the rest of Fire station area. Estimate includes Framing of wall, Dry wall both sides of wall, Electrical, Insulation, New Doors, Concrete walkway. Finish work, FRP board, Door Installation. All work to be completed by Island County Building Codes. Estimate includes all materials, labor, and equipment rental costs. ALL PRICES ARE ESTIMATES ARE SUBJECT TO CHANGE.	1	0.00	0.00
Building Cost	STEEL STUD DIVIDING WALL FLOOR TO ROOF. Labor & Materials Included.	1	23,000.00	23,000.00T
Building Cost	DRY WALL: Both sides of New Wall. Hang, Tape, and Finish Dry wall. Labor & Materials Included.	1	15,500.00	15,500.00T
16 Electrical & Lighting	ELECTRICAL WORK: Rough- In work, Finish Trim-out. Extra Outlets For new Wall, Switches, Lights, Big Power for Maintenance Equipment. Labor & Materials Included.	1	21,000.00	21,000.00T
Building Materials	DOORS: New Exterior Door to Outside of Building, 2 New Double Doors going from Station to New Maintenance Area. Labor & Materials Included.	1	7,500.00	7,500.00T
Building Cost	CONCRETE WALKWAY TO NEW EXTERIOR DOOR. Labor & Materials Included.	1	3,500.00	3,500.00T

SERVICE	DESCRIPTION	QTY	RATE	AMOUNT
Building Cost	PAINT, FRP BOARD, AND All PROJECT FINISH MATERIALS AND FINISH LABOR. Labor & Materials Included.	1	17,750.00	17,750.00T
Building Cost	RENTAL EQUIPMENT: Construction Lift for Project.	1	1,500.00	1,500.00T
				Subtotal: 89,750.00
22 Specialty	MASON STRVEL CONSTRUCTION LLC.: Profit & Overhead/Contractors & Management Fee 20% of Project Costs.	89,750	0.20	17,950.00T

Please send payment to: MASON STREVEL CONST. LLC  
PO BOX 777 FREELAND WA. 98249.

SUBTOTAL	107,700.00
TAX	9,477.60
<b>TOTAL</b>	<b>\$117,177.60</b>

Accepted By

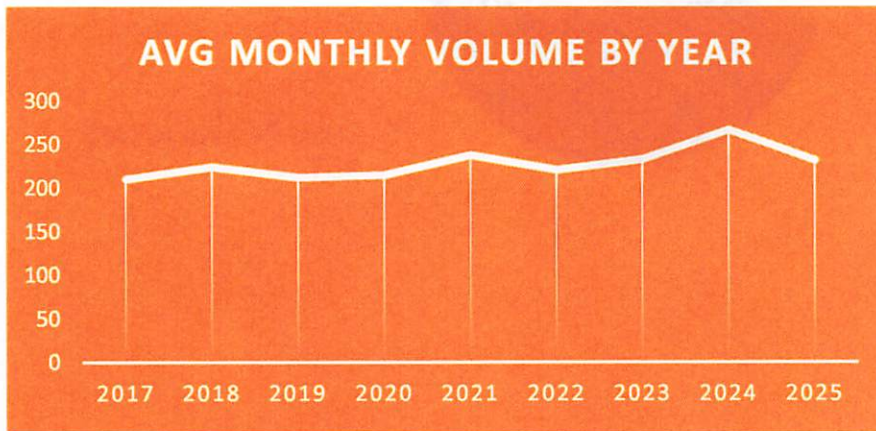
Accepted Date



# CHIEFS REPORT

February 2025

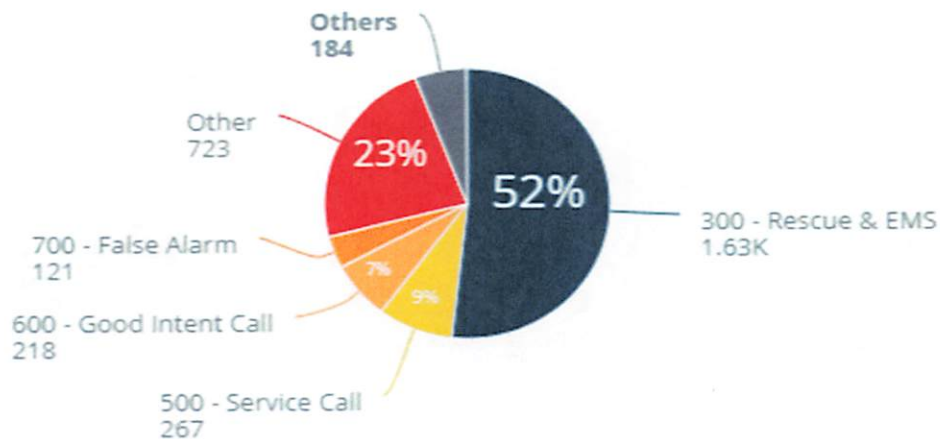
## CALL VOLUME REPORTS



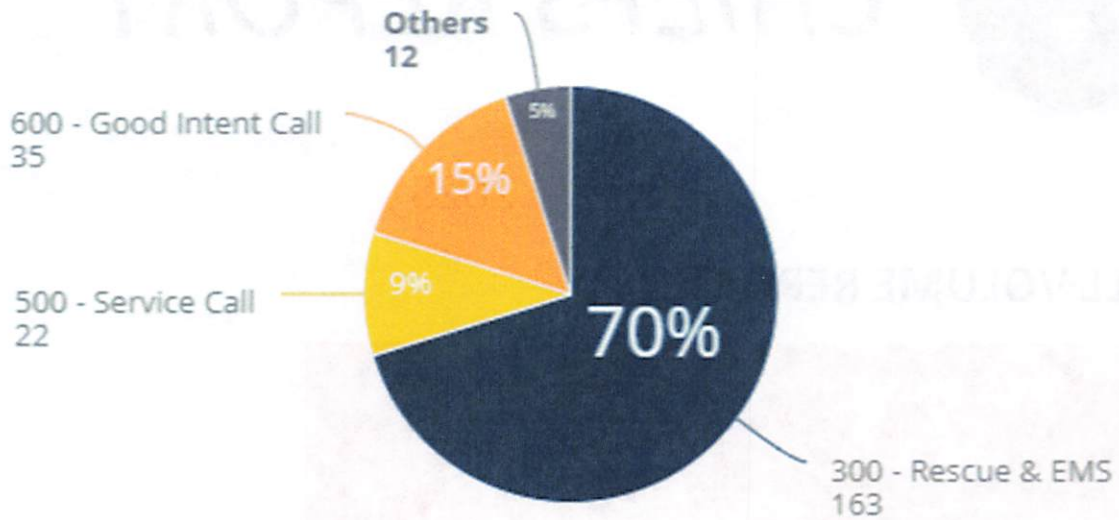
year	2017	2018	2019	2020	2021	2022	2023	2024	2025
volume	210	224	212	215	238	221	233	267	232

## Total Call Breakdown for 2024

Percentage of Incident Type Group



## Percentage of Incident Type Group



Fractile Report - WALSH

Source: Fire incidents

Filters: Month in Alarm Date Time: Last Month  
 Is Locked: True  
 Is Active: True  
 Unit Arrival Order  
 Incident Type Group: Individual

## Response Times

EMS - Alarm Handling Time

90th Percentile Alarm Handling Time  
**02m:18s**  
 Median Alarm Handling Time 01m:13s

EMS - Turnout Time

90th Percentile Turnout Time  
**03m:20s**  
 Median Turnout Time 01m:12s

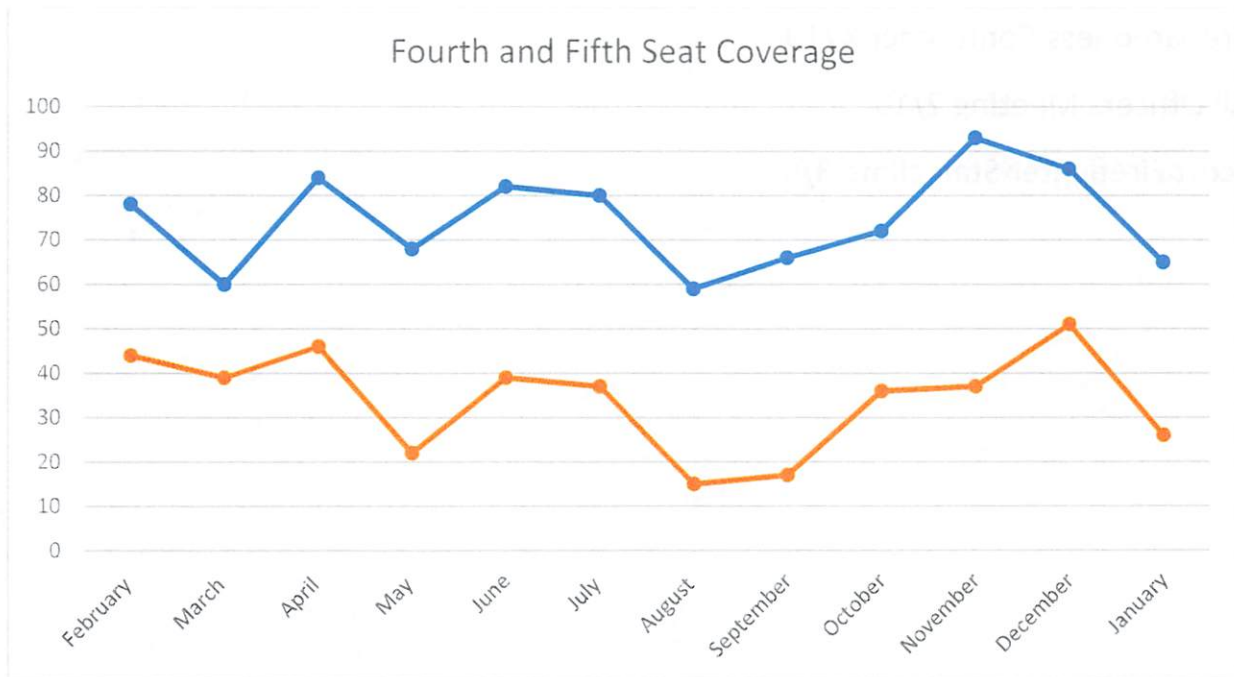
EMS - Travel Time

90th Percentile Travel Time  
**13m:16s**  
 Median Travel Time 08m:01s

EMS - Response Time

90th Percentile Response Time  
**14m:49s**  
 Median Response Time 09m:19s





## STAFFING REPORTS

Fourth seat coverage was at 65% (down from 86%)

Fifth seat coverage was at 26% (down from 51%)

MERV Staffing 30%

We had two career firefighters off on leave in January which heavily impacted 4<sup>th</sup> and 5<sup>th</sup> seat coverage.

## RECRUITMENT AND RETENTION

New volunteers in process

0- New volunteer members ready for approval

2- Applications in process

## **UPCOMING EVENTS**

Preparedness Conference 4/19

All Officers Meeting 2/19

Scott Firefighter Stair climb 3/9