



SOUTH WHIDBEY FIRE / EMS

5579 Bayview Road • Langley, WA 98260
(360)321-1533 • Fax (360)321-9385 • www.swfe.org

**SOUTH WHIDBEY FIRE/EMS
REGULAR MEETING
5579 Bayview Road, Langley, WA 98260
July 11, 2024 – 5:30pm
DRAFT Agenda**

Join Zoom Meeting

<https://us06web.zoom.us/j/2208026387?pwd=WWNSR3JscUhZK3ZHU3JOV05ZOHF1UT09&omn=85718765274>

Meeting ID: 220 802 6387
Passcode: 926342

One tap mobile
+12532158782,,2208026387#,,, *926342# US (Tacoma)
+12532050468,,2208026387#,,, *926342# US

I. Call to Order

II. Approval of Agenda

III. Public Input

IV. Consent Agenda All matters listed within the Consent Agenda have been distributed to each member of South Whidbey Fire/EMS's Board of Commissioners for reading and study. They are considered routine and will be enacted by one motion of the Commissioners with no separate discussion. If a separate discussion is desired, that item may be removed from the Consent Agenda and placed on the Regular Agenda by request.

Approval of Minutes

Regular Meeting June 20th

Finance Reports

Budget Position Report

Check Register

Treasurer's Report

Monthly Vouchers

Dated 6/7/2024 for Accounts Payable in the amount of \$21,982.31

Dated 6/13/2024 for Payroll EFT in the amount of \$65,603.84

Dated 6/14/2024 for Accounts Payable in the amount of \$19,335.44

Dated 6/19/2024 for Accounts Payable in the amount of \$14,619.21

Dated 6/27/2024 for Payroll EFT in the amount of \$67,867.21

Dated 6/1-6/30/2024 for Payroll Liabilities in the amount of \$71,201.05

Total Warranties \$260,609.06

Member Update

V. Unfinished Business

VI. New Business

Chief's Report

Audit Entrance Conference

VII. Announcements

VIII. Comments from Commissioners

IX. Executive Session

RCW 42.30.110(1)(f) To receive and evaluate complaints or charges brought against a public officer or employee. However, upon the request of such officer or employee, a public hearing or a meeting open to the public shall be conducted upon such complaint or charge;

X. Conclude

Nicole Hagen,
Board Secretary



SOUTH WHIDBEY FIRE / EMS

5579 Bayview Road • Langley, WA 98260
(360)321-1533 • Fax (360)321-9385 • www.swfe.org

**SOUTH WHIDBEY FIRE/EMS
REGULAR MEETING
5579 Bayview Road, Langley, WA 98260
June 20, 2024 – 5:30pm
Minutes – Draft**

In Attendance: Commissioner Noblet & Chief Walsh

Audience: Assistant Chief Ney, Division Chief Magallon, Mary Kaye Johansen, Frankie Petittclerc, Jerry Hill, Daniel Laszlo, Linda Schwarz, Vicky McFarlane, Mary Jane Miller, Jim Hyde, Jackie Lasater, Joni Panciera, Lenna Rose, Kathryn Tooker, Cynthia Fitzgerald & Lee McGuire

Zoom: Commissioner Erickson, Lt. Kalahiki, FF/EMT Husom, FF/EMT Lund, FF/EMT Diffie, FF/EMT Benenati & FF/EMT Bannister

I. Call to Order

Commissioner Erickson called the meeting to order at 5:31pm

II. Approval of Agenda

Commissioner Noblet motioned to approve the agenda; Commissioner Erickson seconded the motion.

The motion carried unanimously.

III. Public Input

Jackie Lasater – Asked that South Whidbey Fire/EMS to support a change to Island County Code to add fireworks to the list of prohibited uses during a Type 1 burn ban. Commissioner Noblet clarified that the document provided is the correct wording to be used. Jackie confirmed that it was.

Mary Jane Miller – States that she is on acreage that is land locked and narrow access road and worried about fireworks and dry conditions. Address is hard to locate. Chief Walsh stated to stop by during regular business hours and SWFE can install a blue address sign.

Frankie Petittclerc – Expressed concern for fireworks during any type of burn ban.

Sunny Fitzgerald – Expressed support for banning all personal fireworks during burn ban.

Lee McGuire – Expressed concern for discharging of personal fireworks.

Daniel Laszlo – Expressed concern for discharging of personal fireworks.

Lenna Rose – Expressed support for banning fireworks.

Jerry Hill – Expressed concern for the discharging of personal fireworks and support the banning of fireworks.

Jim Hyde – Concerned with the climate change that we are drying out and higher risk for fires.

Linda Schwarz – Concerned with the dry conditions and the risk of a fire.

Chief Walsh stated that the South Whidbey Fire/EMS Board of Commissioners has been in support of banning the use of personal fireworks. This issue is a County wide issue.

Commissioner Noblet also shared his concerns for the discharging of personal fireworks.

Commissioner Erickson thanked everyone for their input.

- IV. Consent Agenda** All matters listed within the Consent Agenda have been distributed to each member of South Whidbey Fire/EMS's Board of Commissioners for reading and study. They are considered routine and will be enacted by one motion of the Commissioners with no separate discussion. If a separate discussion is desired, that item may be removed from the Consent Agenda and placed on the Regular Agenda by request.

Approval of Minutes

Regular Meeting May 9th

Finance Reports

Budget Position Report

Check Register

Treasurer's Report

Monthly Vouchers

Dated 5/2/2024 for Payroll EFT in the amount of \$93,567.43

Dated 5/2/2024 for Payroll in the amount of \$782.66

Dated 5/3/2024 for Accounts Payable in the amount of \$4,024.81

Dated 5/10/2024 for Accounts Payable in the amount of \$18,680.94

Dated 5/16/2024 for Payroll EFT in the amount of \$92,607.36

Dated 5/17/2024 for Payroll EFT in the amount of \$2,274.38

Dated 5/17/2024 for Accounts Payable in the amount of \$32,170.33

Dated 5/30/2024 for Payroll EFT in the amount of \$103,731.65

Dated 5/31/2024 for Accounts Payable in the amount of \$55,084.38

Dated 5/1-5/31/2024 for Payroll Liabilities in the amount of \$174,095.80

Total Warranties \$577,019.74

Commissioner Noblet motioned to approve the Consent Agenda; Commissioner Erickson seconded the motion.

The motion carried unanimously.

Member Update

None

- V. Unfinished Business**

- VI. New Business**

Chief's Report

Chief Walsh went over our call volume for the month of May as well as our 4th, 5th and 6th seat coverage. Currently have 2 members in the onboarding process. Went over upcoming events.

- VII. Announcements**

None

- VIII. Comments from Commissioners**

Commissioner Noblet would like to consider having a meeting with the Sheriff regarding the ban on fireworks.

- IX. Conclude**

Commissioner Noblet motioned to adjourn the meeting; Commissioner Erickson seconded the motion.

The motion carried unanimously.

Commissioner Erickson adjourned the Regular Meeting of the Board of Commissioners at 6:42pm.

Nicole Hagen,
Board Secretary

CHECK REGISTER

South Whidbey Fire EMS

Time: 10:14:12 Date: 07/03/2024

06/01/2024 To: 06/30/2024

Page: 1

Trans	Date	Type	Acct #	Chk #	Claimant	Amount	Memo
914	06/10/2024	Payroll	1	EFT	Internal Revenue Service	28,247.09	
867	06/07/2024	Claims	1	663287	Robert Coleman Absolute Pest Control	596.20	Inv. #15817
868	06/07/2024	Claims	1	663288	Bound Tree Medical, LLC.	251.58	Inv. #85328405
869	06/07/2024	Claims	1	663289	C.W. Nielsen Manufacturing INC	546.61	Inv. #51632
870	06/07/2024	Claims	1	663290	Corey Oil & Propane, LLC	584.01	Inv. #101800
871	06/07/2024	Claims	1	663291	FirstNet - AT&T MOBILITY	1,837.22	Inv. #287296038392X05272024
872	06/07/2024	Claims	1	663292	Fisheries Supply	318.91	Inv. #6871802
873	06/07/2024	Claims	1	663293	Freeland Ace Hardware	1,015.92	Inv. #135675 & 135669
874	06/07/2024	Claims	1	663294	Hanson's Building Supply	9.05	Inv.# 2405-015061 &
875	06/07/2024	Claims	1	663295	Island Auto Supply	70.24	Inv. #707145
876	06/07/2024	Claims	1	663296	Island Disposal, Inc.	357.88	Inv. #8106753S144, 8106256S144 & 8106313S144
877	06/07/2024	Claims	1	663297	Kroesen's Uniform Company	306.71	Inv. #9115
878	06/07/2024	Claims	1	663298	McGavick Graves, P.S.	103.50	Inv. #40463
879	06/07/2024	Claims	1	663299	Municipal Emergency Services	5,453.86	Inv. # IN2060288 & IN2062468
880	06/07/2024	Claims	1	663300	Puget Sound Energy	844.24	Acct. #220017845409, 200010928238 & 200010928691
881	06/07/2024	Claims	1	663301	SeaWestern Fire Apparatus & Equip.	118.86	Inv. #INV32741
882	06/07/2024	Claims	1	663302	Sebo's Do-it Center	118.79	May Statement
883	06/07/2024	Claims	1	663303	Sound Business Center	204.26	Inv. #206178
884	06/07/2024	Claims	1	663304	T-Mobile	281.82	Acct.#972274840
885	06/07/2024	Claims	1	663305	Three Men and a Mower	1,537.95	Inv. #42709
886	06/07/2024	Claims	1	663306	US Bank Visa	4,766.02	Inv. #05272024
887	06/07/2024	Claims	1	663307	WA D/Natural Resources	2,658.68	Inv.#18023599
915	06/10/2024	Payroll	1	663308	Aflac	2,724.39	Pay Cycle(s) 05/01/2024 To 05/31/2024 - AFLAC (Post-Tax)
916	06/10/2024	Payroll	1	663309	Trusted Plans Service Corp.	40,229.57	Pay Cycle(s) 06/01/2024 To 06/30/2024 - Medical/Dental
918	06/14/2024	Claims	1	663310	Bound Tree Medical, LLC.	717.05	Inv. #85375623
919	06/14/2024	Claims	1	663311	Freeland Chamber of Commerce	50.00	Inv. #2022-0618
920	06/14/2024	Claims	1	663312	G12 Communications LLC	430.26	Inv. #142584
921	06/14/2024	Claims	1	663313	ISOOutsource	4,187.98	Inv. #CW296534 & CW296535
922	06/14/2024	Claims	1	663314	L.N. Curtis & Sons	579.81	Inv. #INV832725
923	06/14/2024	Claims	1	663315	LabCorp Occupational Testing Service	33.50	Inv. #80247282
924	06/14/2024	Claims	1	663316	Les Schwab Tire	194.39	Inv. #41300444448
925	06/14/2024	Claims	1	663317	Mckesson Medical-Surgical	126.67	Inv. #22140230
926	06/14/2024	Claims	1	663318	Mukilteo Coffee Co.	31.20	Inv. #675415 & 675328
927	06/14/2024	Claims	1	663319	Nicholson & Associates Insurance, LLC	90.58	Inv. #51475
928	06/14/2024	Claims	1	663320	Puget Sound Energy	1,565.19	Acct. #220017726922 & 200013858705
929	06/14/2024	Claims	1	663321	Skagit Farmers Supply	1,693.13	Inv. #2289877 & 2013785
930	06/14/2024	Claims	1	663322	Snure Law Office, PSC	928.00	Inv. #06012024
931	06/14/2024	Claims	1	663323	Useless Bay Golf & Country Club	7,447.88	Inv. #698900
932	06/14/2024	Claims	1	663324	Whidbey Telecom	1,259.80	Acct. #119643
934	06/19/2024	Claims	1	663325	Amazon Capital Services	305.02	Inv. #1FQR-WH9P-4JR1 & 176T-33XN-PJVN
935	06/19/2024	Claims	1	663326	IC Solid Waste	170.50	Inv. #10776
936	06/19/2024	Claims	1	663327	Mukilteo Coffee Co.	15.60	Inv. #675489
937	06/19/2024	Claims	1	663328	Pacific Northwest Hydro LLC	6,190.00	Inv. #06052024
938	06/19/2024	Claims	1	663329	SeaWestern Fire Apparatus & Equip.	5,251.38	Inv. # INV33178 & INV 33182
939	06/19/2024	Claims	1	663330	South Whidbey School District #206	2,686.71	Inv. #Fire-2024-09

CHECK REGISTER

South Whidbey Fire EMS

Time: 10:14:12 Date: 07/03/2024

06/01/2024 To: 06/30/2024

Page: 2

Trans	Date	Type	Acct #	Chk #	Claimant	Amount	Memo
890	06/13/2024	Payroll	10	EFT	Blake Benenati	2,672.78	May24-Jun7 2024 Payroll
891	06/13/2024	Payroll	10	EFT	Brian Boyd	3,637.28	May24-Jun7 2024 Payroll
892	06/13/2024	Payroll	10	EFT	Chavo Camargo	2,029.74	May24-Jun7 2024 Payroll
893	06/13/2024	Payroll	10	EFT	Ian G Carter	2,874.82	May24-Jun7 2024 Payroll
894	06/13/2024	Payroll	10	EFT	Katheryne Crowe	2,410.46	May24-Jun7 2024 Payroll
895	06/13/2024	Payroll	10	EFT	Karley Diffie	2,615.25	May24-Jun7 2024 Payroll
896	06/13/2024	Payroll	10	EFT	Joseph M Dilley	3,844.76	May24-Jun7 2024 Payroll
897	06/13/2024	Payroll	10	EFT	Jake D Greve	1,758.04	May24-Jun7 2024 Payroll
898	06/13/2024	Payroll	10	EFT	Nicole Hagen	991.97	May24-Jun7 2024 Payroll
899	06/13/2024	Payroll	10	EFT	Robert Husom	3,138.34	May24-Jun7 2024 Payroll
900	06/13/2024	Payroll	10	EFT	Mary Kaye Johansen	1,774.69	May24-Jun7 2024 Payroll
901	06/13/2024	Payroll	10	EFT	Leah Kalahiki	3,583.37	May24-Jun7 2024 Payroll
902	06/13/2024	Payroll	10	EFT	Vicki Lange	2,725.25	May24-Jun7 2024 Payroll
903	06/13/2024	Payroll	10	EFT	Peter Lund	3,283.22	May24-Jun7 2024 Payroll
904	06/13/2024	Payroll	10	EFT	Alexander M Magallon	2,917.09	May24-Jun7 2024 Payroll
905	06/13/2024	Payroll	10	EFT	Sean C McDougald	2,706.48	May24-Jun7 2024 Payroll
906	06/13/2024	Payroll	10	EFT	Alexandra McMahan	3,487.66	May24-Jun7 2024 Payroll
907	06/13/2024	Payroll	10	EFT	Terrence Ney	3,916.43	May24-Jun7 2024 Payroll
908	06/13/2024	Payroll	10	EFT	Steven S Osborne	2,002.36	May24-Jun7 2024 Payroll
909	06/13/2024	Payroll	10	EFT	Lewis J Townsend	2,045.48	May24-Jun7 2024 Payroll
910	06/13/2024	Payroll	10	EFT	Christopher Turner	2,091.63	May24-Jun7 2024 Payroll
911	06/13/2024	Payroll	10	EFT	Cooper Ullmann	2,607.16	May24-Jun7 2024 Payroll
912	06/13/2024	Payroll	10	EFT	Nicholas S Walsh	3,761.71	May24-Jun7 2024 Payroll
913	06/13/2024	Payroll	10	EFT	Carlee Wilkie	2,727.87	May24-Jun7 2024 Payroll
940	06/27/2024	Payroll	10	EFT	Blake Benenati	2,079.17	Jun7-Jun21 2024 Payroll
941	06/27/2024	Payroll	10	EFT	Brian Boyd	2,611.56	Jun7-Jun21 2024 Payroll
942	06/27/2024	Payroll	10	EFT	Chavo Camargo	2,334.75	Jun7-Jun21 2024 Payroll
943	06/27/2024	Payroll	10	EFT	Ian G Carter	2,872.19	Jun7-Jun21 2024 Payroll
944	06/27/2024	Payroll	10	EFT	Katheryne Crowe	2,615.59	Jun7-Jun21 2024 Payroll
945	06/27/2024	Payroll	10	EFT	Karley Diffie	2,791.34	Jun7-Jun21 2024 Payroll
946	06/27/2024	Payroll	10	EFT	Joseph M Dilley	3,856.50	Jun7-Jun21 2024 Payroll
947	06/27/2024	Payroll	10	EFT	Jake D Greve	1,738.36	Jun7-Jun21 2024 Payroll
948	06/27/2024	Payroll	10	EFT	Nicole Hagen	991.97	Jun7-Jun21 2024 Payroll
949	06/27/2024	Payroll	10	EFT	Robert Husom	4,410.90	Jun7-Jun21 2024 Payroll
950	06/27/2024	Payroll	10	EFT	Mary Kaye Johansen	1,773.13	Jun7-Jun21 2024 Payroll
951	06/27/2024	Payroll	10	EFT	Leah Kalahiki	3,685.73	Jun7-Jun21 2024 Payroll
952	06/27/2024	Payroll	10	EFT	Vicki Lange	2,722.52	Jun7-Jun21 2024 Payroll
953	06/27/2024	Payroll	10	EFT	Peter Lund	3,572.83	Jun7-Jun21 2024 Payroll
954	06/27/2024	Payroll	10	EFT	Alexander M Magallon	2,917.01	Jun7-Jun21 2024 Payroll
955	06/27/2024	Payroll	10	EFT	Sean C McDougald	2,805.13	Jun7-Jun21 2024 Payroll
956	06/27/2024	Payroll	10	EFT	Alexandra McMahan	3,075.32	Jun7-Jun21 2024 Payroll
957	06/27/2024	Payroll	10	EFT	Terrence Ney	3,500.46	Jun7-Jun21 2024 Payroll
958	06/27/2024	Payroll	10	EFT	Steven S Osborne	2,109.52	Jun7-Jun21 2024 Payroll
959	06/27/2024	Payroll	10	EFT	Lewis J Townsend	2,115.17	Jun7-Jun21 2024 Payroll
960	06/27/2024	Payroll	10	EFT	Christopher Turner	3,165.59	Jun7-Jun21 2024 Payroll
961	06/27/2024	Payroll	10	EFT	Cooper Ullmann	2,606.19	Jun7-Jun21 2024 Payroll
962	06/27/2024	Payroll	10	EFT	Nicholas S Walsh	3,755.45	Jun7-Jun21 2024 Payroll
963	06/27/2024	Payroll	10	EFT	Carlee Wilkie	3,760.83	Jun7-Jun21 2024 Payroll

001 General Fund

260,609.06

Claims: 55,936.96

260,609.06 Payroll: 204,672.10

CHECK REGISTER

South Whidbey Fire EMS

Time: 10:14:12 Date: 07/03/2024

06/01/2024 To: 06/30/2024

Page: 3

Trans	Date	Type	Acct #	Chk #	Claimant	Amount	Memo
-------	------	------	--------	-------	----------	--------	------

CERTIFICATION: I, the undersigned do hereby certify under penalty of perjury, that the materials have been furnished, the services rendered or the labor performed as described and that the claim is a due and unpaid obligation against South Whidbey Island Fire/EMS and that I am authorized to authenticate and certify to said claim.

Auditing Officer _____ Date: _____

Auditing Officer _____ Date: _____

2024 BUDGET POSITION

South Whidbey Fire EMS

Time: 11:10:43 Date: 07/03/2024

Page: 1

001 General Fund Months: 01 To: 06

	Amt Budgeted	Revenues	Remaining	
--	--------------	----------	-----------	--

308 Beginning Balances

308 41 01 00 Estimated Beginning Balance	0.00	0.00	0.00	0.0%
308 Beginning Balances	0.00	0.00	0.00	0.0%

310 Taxes

311 10 00 00 Property Taxes	6,132,547.68	3,409,838.92	2,722,708.76	55.6%
337 00 00 01 Leasehold Excise Tax	3,000.00	1,544.51	1,455.49	51.5%
337 00 00 02 Timber Tax	0.00	380.85	(380.85)	0.0%
310 Taxes	6,135,547.68	3,411,764.28	2,723,783.40	55.6%

330 State Generated Revenues

331 97 03 00 FEMA Public Assistance Grant	0.00	0.00	0.00	0.0%
334 01 30 00 WSP Basic FF Academy Reimbursement Program	0.00	0.00	0.00	0.0%
334 01 80 00 State Direct/Indirect Grant From Military Department	0.00	0.00	0.00	0.0%
334 04 90 00 Dept. Of Health EMS Trauma Grant	0.00	766.00	(766.00)	0.0%
337 07 60 00 In-Lieu Tax - Ferries	3,923.00	11,769.30	(7,846.30)	300.0%
337 07 70 00 In-Lieu Tax - School District	1,386.00	0.00	1,386.00	0.0%
337 07 70 02 In-Lieu Tax- South Whidbey Parks	231.67	0.00	231.67	0.0%
330 State Generated Revenues	5,540.67	12,535.30	(6,994.63)	226.2%

340 Charges For Services

341 70 00 00 Sales Of Merchandise	0.00	0.00	0.00	0.0%
342 21 00 00 Hospital Payments For Consumable Supplies	279,055.68	120,872.00	158,183.68	43.3%
340 Charges For Services	279,055.68	120,872.00	158,183.68	43.3%

360 Misc Revenues

361 11 00 01 Investment Interest	30,000.00	15,907.35	14,092.65	53.0%
362 10 00 00 CPR Public Class Registration	4,000.00	3,600.00	400.00	90.0%
362 50 00 00 Lease & Rental Payments	0.00	0.00	0.00	0.0%
367 11 00 01 Donations and Gifts	0.00	800.00	(800.00)	0.0%
369 10 00 00 Sale Of Surplus	0.00	0.00	0.00	0.0%
369 40 00 00 Judgements/Settlements	0.00	0.00	0.00	0.0%
369 91 00 00 Other Revenue	0.00	79,318.71	(79,318.71)	0.0%
360 Misc Revenues	34,000.00	99,626.06	(65,626.06)	293.0%

380 Non Revenues

369 80 00 00 Prior Year(s) Corrections	0.00	0.00	0.00	0.0%
389 90 00 10 Other Custodial Activities	0.00	0.00	0.00	0.0%
380 Non Revenues	0.00	0.00	0.00	0.0%

390 Other Revenues

395 10 00 00 Sale Of Capital Assets	0.00	0.00	0.00	0.0%
-------------------------------------	------	------	------	------

2024 BUDGET POSITION

South Whidbey Fire EMS

Time: 11:10:43 Date: 07/03/2024

Page: 2

001 General Fund Months: 01 To: 06

Revenues	Amt Budgeted	Revenues	Remaining	
----------	--------------	----------	-----------	--

390 Other Revenues

390 Other Revenues	0.00	0.00	0.00	0.0%
--------------------	------	------	------	------

397 Interfund Transfers

397 00 01 03 Transfer from Reserve	0.00	0.00	0.00	0.0%
397 00 01 04 Transfer from Contingency	0.00	0.00	0.00	0.0%
397 22 00 02 Transfer From Capital Fund	0.00	0.00	0.00	0.0%

397 Interfund Transfers	0.00	0.00	0.00	0.0%
-------------------------	------	------	------	------

Fund Revenues:	6,454,144.03	3,644,797.64	2,809,346.39	56.5%
-----------------------	---------------------	---------------------	---------------------	--------------

Expenditures	Amt Budgeted	Expenditures	Remaining	
--------------	--------------	--------------	-----------	--

522 Fire Control

522 22 20 00 Fire Suppression And Emergency Medical Services - Personnel Benefits	0.00	116.10	(116.10)	0.0%
522 45 20 10 Fire Suppression And Emergency Medical Services - Personnel Benefits	0.00	759.90	(759.90)	0.0%
522 45 20 20 L&I/ Unemployment Premiums - Training	0.00	225.81	(225.81)	0.0%
522 50 20 00 Fire Suppression And Emergency Medical Services - Personnel Benefits	0.00	14.98	(14.98)	0.0%

522 Fire Control	0.00	1,116.79	(1,116.79)	0.0%
------------------	------	----------	------------	------

010 ADMIN

522 Fire Control

522 10 10 10 Chief's Wages	161,805.00	81,682.54	80,122.46	50.5%
522 10 10 20 Deputy Chiefs' Wages	267,808.15	71,559.56	196,248.59	26.7%
522 10 10 30 Division Chief's Wages	119,876.19	80,898.24	38,977.95	67.5%
522 10 10 40 Administration Wages	210,478.89	98,270.35	112,208.54	46.7%
522 10 10 60 Commissioner's Stipends	36,864.00	4,186.00	32,678.00	11.4%
522 10 15 20 ChiefsDeferred Comp Match	10,989.79	2,994.14	7,995.65	27.2%
522 10 15 21 Admin Deferred Compensation Match	4,209.58	1,231.21	2,978.37	29.2%
522 10 20 10 FICA / Medicare Benefits-Admin	65,659.15	27,380.99	38,278.16	41.7%
522 10 20 20 L&I / Unemployment Premiums-Admin	25,074.39	11,426.26	13,648.13	45.6%
522 10 20 30 Admin Healthcare Benefits/ADD	201,576.72	63,161.59	138,415.13	31.3%
522 10 20 40 Retirement Benefits-ADMIN	49,291.47	12,600.98	36,690.49	25.6%
522 10 20 50 Tuition Reimbursement-Admin	0.00	0.00	0.00	0.0%
522 10 31 10 Office Supplies	5,255.00	1,865.37	3,389.63	35.5%
522 10 31 11 Printing - Newsletter	1,800.00	7,756.11	(5,956.11)	430.9%
522 10 31 12 Maps & Mapping Supplies	100.00	0.00	100.00	0.0%
522 10 31 20 Photographic Supplies	950.00	0.00	950.00	0.0%
522 10 32 10 Fuel - Administration	10,000.00	5,287.43	4,712.57	52.9%
522 10 35 10 Office Equipment	1,700.00	0.00	1,700.00	0.0%
522 10 35 20 Software	1,375.00	0.00	1,375.00	0.0%
522 10 35 30 Computer Hardware	4,705.00	1,780.87	2,924.13	37.9%
522 10 41 10 Legal Services	16,000.00	16,801.00	(801.00)	105.0%
522 10 41 20 Audit & Review Services	19,000.00	6,839.50	12,160.50	36.0%
522 10 41 30 Consulting Services	73,500.00	30,000.00	43,500.00	40.8%

2024 BUDGET POSITION

South Whidbey Fire EMS

Time: 11:10:43 Date: 07/03/2024

Page: 3

001 General Fund

Months: 01 To: 06

Expenditures	Amt Budgeted	Expenditures	Remaining	
522 Fire Control				
522 10 41 33 Consulting- Website	3,600.00	3,600.00	0.00	100.0%
522 10 41 40 Professional Services	1,000.00	28,568.09	(27,568.09)	2856.8%
522 10 42 10 Postage & Shipping	4,050.00	8,304.67	(4,254.67)	205.1%
522 10 42 20 Internet Connections/Whidbey Telecom	11,400.00	5,604.26	5,795.74	49.2%
522 10 42 30 Cell & Digital Telephones	28,444.00	13,004.51	15,439.49	45.7%
522 10 42 40 Wired Telephones & FAX/Whidbey Telecom	9,024.00	4,499.66	4,524.34	49.9%
522 10 42 50 Alarm Monitoring	625.00	1,142.42	(517.42)	182.8%
522 10 43 01 Admin Ferry Fees	270.00	309.30	(39.30)	114.6%
522 10 43 10 Commissioner Travel	500.00	0.00	500.00	0.0%
522 10 43 20 Career Staff Travel	1,700.00	0.00	1,700.00	0.0%
522 10 44 10 Administrative Advertising	1,500.00	1,101.00	399.00	73.4%
522 10 44 30 Volunteer Recruit./Retention Advertising	1,500.00	411.20	1,088.80	27.4%
522 10 45 10 Admin Equipment Leases	4,543.00	2,412.34	2,130.66	53.1%
522 10 46 10 Liability/Umbrella-Enduris	164,644.05	(490.00)	165,134.05	0.3%
522 10 47 10 Election Expenses	19,500.00	6,323.01	13,176.99	32.4%
522 10 47 20 Timber Tax	17.90	0.00	17.90	0.0%
522 10 47 30 Clean Water Uility Taxes	454.20	453.93	0.27	99.9%
522 10 48 10 Computer Repair & Maintenance	121,720.00	33,412.82	88,307.18	27.5%
522 10 48 20 Office Equipment Repair & Maintenance	1,290.00	0.00	1,290.00	0.0%
522 10 49 10 Memberships	8,882.00	4,980.58	3,901.42	56.1%
522 10 49 20 Subscriptions	62,964.21	11,028.88	51,935.33	17.5%
522 10 49 30 Information Services	5,588.70	2,495.00	3,093.70	44.6%
522 10 49 40 Software Recurring Licenses	41,303.72	2,510.02	38,793.70	6.1%
522 10 49 50 Investment/Bank Fees	600.00	261.39	338.61	43.6%
522 Fire Control	1,783,139.11	655,655.22	1,127,483.89	36.8%
010 ADMIN	1,783,139.11	655,655.22	1,127,483.89	36.8%

020 FIRE SUPPRESSION

522 Fire Control

522 20 15 10 Volunteer Reimbursement	60,000.00	20,226.33	39,773.67	33.7%
522 20 15 20 Volunteer Deferred Compensation Match	5,000.00	1,338.79	3,661.21	26.8%
522 20 15 30 Volunteer Shift Reimbursement	40,000.00	2,072.60	37,927.40	5.2%
522 20 20 10 FICA/Medicare Benefits-Volunteers	11,092.50	1,812.08	9,280.42	16.3%
522 20 20 31 Accidental Death & Disability - VFIS	5,500.00	75.01	5,424.99	1.4%
522 20 20 32 Disability	2,000.00	0.00	2,000.00	0.0%
522 20 20 35 Volunteer AD&D Insurance	2,000.00	0.00	2,000.00	0.0%
522 20 20 41 Retirement Premium-Board Of Vol. FF's	1,230.00	3,990.00	(2,760.00)	324.4%
522 20 20 42 Retirement Premium-LOSAP	33,000.00	30,376.00	2,624.00	92.0%
522 20 20 50 Tuition Reimbursement-Part Time FFs & Volunteers	0.00	0.00	0.00	0.0%
522 20 23 10 Physicals	10,250.00	1,874.00	8,376.00	18.3%
522 20 23 20 Vaccinations	3,500.00	0.00	3,500.00	0.0%
522 20 23 30 Testing	10,000.00	855.30	9,144.70	8.6%
522 20 23 40 Fitness Equipment	4,614.94	600.00	4,014.94	13.0%
522 20 24 40 Trusteed Plans (WFCA)	1,200.00	666.71	533.29	55.6%
522 20 28 10 Recognition Awards	4,960.00	2,073.33	2,886.67	41.8%
522 20 28 20 Special Recognition & Activities	7,599.00	8,523.63	(924.63)	112.2%

2024 BUDGET POSITION

South Whidbey Fire EMS

Time: 11:10:43 Date: 07/03/2024

Page: 4

001 General Fund

Months: 01 To: 06

Expenditures	Amt Budgeted	Expenditures	Remaining	
522 Fire Control				
522 20 28 30	Incidents, Special Projects & Out Of Area Meals	2,350.00	0.00	2,350.00 0.0%
522 20 31 10	Fire Operations Supplies	7,270.00	2,318.79	4,951.21 31.9%
522 20 31 11	Fire Rehab Supplies	2,070.00	0.00	2,070.00 0.0%
522 20 31 12	Fire Safety Supplies	450.00	0.00	450.00 0.0%
522 20 31 20	Medical Operations Supplies	16,117.00	5,127.81	10,989.19 31.8%
522 20 31 30	Marine Rescue Operations Supplies	1,531.00	0.00	1,531.00 0.0%
522 20 31 60	Uniforms & Badges	60,165.00	18,398.11	41,766.89 30.6%
522 20 32 10	Fuel - Fire Apparatus	21,450.00	10,701.54	10,748.46 49.9%
522 20 32 20	Fuel - Medical Apparatus	15,000.00	7,411.88	7,588.12 49.4%
522 20 32 30	Fuel - Marine Apparatus	1,700.00	693.34	1,006.66 40.8%
522 20 32 40	Fuel - Technical Rescue Apparatus	500.00	75.96	424.04 15.2%
522 20 34 01	Wildland Food	64.82	0.00	64.82 0.0%
522 20 34 02	Wildland Communication Equipment	1,517.26	1,517.00	0.26 100.0%
522 20 34 03	Wildland Personal Safety Equipment	1,364.95	1,125.95	239.00 82.5%
522 20 34 04	Wildland Equipment and Supplies	31.76	15.73	16.03 49.5%
522 20 35 10	Fire Equipment	52,457.00	21,033.54	31,423.46 40.1%
522 20 35 11	Rehab Equipment	118.00	0.00	118.00 0.0%
522 20 35 12	Fire Safety Equipment	320.00	0.00	320.00 0.0%
522 20 35 20	Medical Equipment	3,700.00	469.49	3,230.51 12.7%
522 20 35 30	Marine Rescue Equipment	5,750.00	572.17	5,177.83 10.0%
522 20 35 40	Technical Rescue Equipment	8,080.00	0.00	8,080.00 0.0%
522 20 35 50	Communications Equipment	10,250.00	2,387.71	7,862.29 23.3%
522 20 35 60	Personal Safety Equipment	56,505.00	30,068.05	26,436.95 53.2%
522 20 41 10	Hose Testing	13,419.00	0.00	13,419.00 0.0%
522 20 41 20	Apparatus Testing/Certification	7,340.00	6,190.00	1,150.00 84.3%
522 20 41 30	SCBA Flow Testing/Certification	7,912.50	0.00	7,912.50 0.0%
522 20 41 40	Biohazard Waste Disposal	144.00	0.00	144.00 0.0%
522 20 42 10	Dispatch Services	105,053.76	53,023.92	52,029.84 50.5%
522 20 45 10	Operations Equipment Leases	2,500.00	0.00	2,500.00 0.0%
522 20 45 20	Operations Rents And Fees	18,837.51	18,837.41	0.10 100.0%
522 22 10 00	Full Time Firefighter Wages	1,353,407.29	672,494.09	680,913.20 49.7%
522 22 10 01	Authorized Overtime Full Time Firefighters	88,200.00	64,666.10	23,533.90 73.3%
522 22 15 20	Firefighter Deferred Compensation Match	29,568.63	7,259.65	22,308.98 24.6%
522 22 20 10	FICA Medicare Benefits-FT Firefighters	115,361.99	58,276.95	57,085.04 50.5%
522 22 20 20	L&I/ Unemployment Premiums- FT Firefighters	137,681.68	54,509.27	83,172.41 39.6%
522 22 20 30	Full Time Firefighters Healthcare Benefits/AD&D	438,010.20	274,102.90	163,907.30 62.6%
522 22 20 40	Retirement Benefits Full Time Firefighters	78,652.54	66,107.23	12,545.31 84.0%
522 Fire Control		2,866,797.33	1,451,868.37	1,414,928.96 50.6%
020 FIRE SUPPRESSION		2,866,797.33	1,451,868.37	1,414,928.96 50.6%

030 FIRE PREVENTION & INVESTIGATION

522 Fire Control

522 30 31 51	Fire Prevention Supplies	3,075.00	52.20	3,022.80 1.7%
522 30 31 60	Public Education Operating Supplies	12,790.00	3,133.29	9,656.71 24.5%
522 30 31 61	Public Education Equipment	4,000.00	2,138.95	1,861.05 53.5%

2024 BUDGET POSITION

South Whidbey Fire EMS

Time: 11:10:43 Date: 07/03/2024

Page: 5

001 General Fund Months: 01 To: 06

Expenditures	Amt Budgeted	Expenditures	Remaining	
522 Fire Control				
522 30 32 10 Public Education Fuel	150.00	0.00	150.00	0.0%
522 30 49 00 Special Projects	6,500.00	375.00	6,125.00	5.8%
522 30 49 01 Authorized Overtime-Fire Prevention/Public Education	5,000.00	929.44	4,070.56	18.6%
522 Fire Control	31,515.00	6,628.88	24,886.12	21.0%
030 FIRE PREVENTION & INVESTIGATION	31,515.00	6,628.88	24,886.12	21.0%

045 TRAINING EMPLOYEE

522 Fire Control				
522 45 10 01 Authorized Overtime-Training	36,824.00	12,819.73	24,004.27	34.8%
522 45 31 00 Administration Training Supplies	108.00	0.00	108.00	0.0%
522 45 31 10 Fire Training Supplies	12,213.00	3,419.13	8,793.87	28.0%
522 45 31 20 Medical Training Supplies	4,770.00	29.67	4,740.33	0.6%
522 45 31 21 Medical Training Supplies - WEMSC Grant	554.00	221.91	332.09	40.1%
522 45 31 30 Marine Training Supplies	250.00	0.00	250.00	0.0%
522 45 31 40 Technical Rescue Training Supplies	250.00	0.00	250.00	0.0%
522 45 32 10 Fuel - Training	500.00	35.66	464.34	7.1%
522 45 35 10 Fire Training Equipment	20,000.00	9,845.15	10,154.85	49.2%
522 45 35 20 Medical Training Equipment	705.00	4.23	700.77	0.6%
522 45 35 30 Marine Training Equipment	250.00	0.00	250.00	0.0%
522 45 41 10 Training Professional Services	20,500.00	0.00	20,500.00	0.0%
522 45 43 00 Administrative Training Travel	3,650.00	0.00	3,650.00	0.0%
522 45 43 01 Administrative Lodging & Food	10,000.00	1,819.33	8,180.67	18.2%
522 45 43 02 Training Ferry Fees	650.00	0.00	650.00	0.0%
522 45 43 10 Fire Training Travel	5,050.00	4,270.99	779.01	84.6%
522 45 43 11 Fire Lodging & Food	11,695.00	2,739.70	8,955.30	23.4%
522 45 43 20 Medical Training Travel	200.00	0.00	200.00	0.0%
522 45 43 21 Medical Lodging & Food	3,600.00	1,603.03	1,996.97	44.5%
522 45 43 50 Maintenance Training Travel	3,300.00	0.00	3,300.00	0.0%
522 45 43 51 Maintenance Lodging & Food	3,100.00	0.00	3,100.00	0.0%
522 45 49 00 Administration Tuition & Registration	5,050.00	2,080.00	2,970.00	41.2%
522 45 49 10 Fire Tuition & Registration	22,183.00	3,252.14	18,930.86	14.7%
522 45 49 11 Fire Training Projects & Workshops	12,720.00	0.00	12,720.00	0.0%
522 45 49 20 Medical Tuition & Registration	10,990.80	8,737.16	2,253.64	79.5%
522 45 49 21 Medical Training Projects	1,040.00	728.00	312.00	70.0%
522 45 49 30 Marine Tuition & Registration	274.40	0.00	274.40	0.0%
522 45 49 31 Marine Rescue Training Projects	23,500.00	0.00	23,500.00	0.0%
522 45 49 50 Maintenance Tuition & Registration	2,870.95	1,501.00	1,369.95	52.3%
522 45 49 60 Health & Wellness Training - Registration	2,500.00	899.00	1,601.00	36.0%
522 Fire Control	219,298.15	54,005.83	165,292.32	24.6%
045 TRAINING EMPLOYEE	219,298.15	54,005.83	165,292.32	24.6%

050 FACILITIES

522 Fire Control

2024 BUDGET POSITION

South Whidbey Fire EMS

Time: 11:10:43 Date: 07/03/2024

Page: 6

001 General Fund

Months: 01 To: 06

Expenditures	Amt Budgeted	Expenditures	Remaining	
522 Fire Control				
522 50 10 00	Maintenance Employees Wages	166,028.54	82,972.06	83,056.48 50.0%
522 50 10 01	Maintenance Employees Authorized Overtime	4,000.00	0.00	4,000.00 0.0%
522 50 15 20	Maintenance Deferred Compensation Match	3,400.57	347.72	3,052.85 10.2%
522 50 20 10	FICA/Medicare Benefits-Maintenance Employees	13,267.33	6,666.53	6,600.80 50.2%
522 50 20 20	L&I/Unemployment Premiums-Maintenance Employees	7,535.28	1,852.27	5,683.01 24.6%
522 50 20 30	Maintenance Healthcare Benefits/AD&D	78,027.96	33,945.82	44,082.14 43.5%
522 50 20 40	Retirement Benefits-Maintenance Employees	16,203.72	2,483.69	13,720.03 15.3%
522 50 31 10	Janitorial Supplies	4,650.00	2,179.95	2,470.05 46.9%
522 50 31 20	Maintenance Parts & Supplies	8,050.00	1,978.33	6,071.67 24.6%
522 50 32 10	Fuel - Maintenance	2,900.00	708.36	2,191.64 24.4%
522 50 35 10	Small Tools	2,500.00	413.01	2,086.99 16.5%
522 50 35 20	Furnishings	1,400.00	0.00	1,400.00 0.0%
522 50 35 30	Appliances	1,000.00	249.61	750.39 25.0%
522 50 41 20	Yard Maintenance	22,584.00	9,896.64	12,687.36 43.8%
522 50 41 30	Building Maintenance Services	31,735.38	11,772.53	19,962.85 37.1%
522 50 45 10	Maintenance Equipment Rental & Leases	6,000.00	3,589.31	2,410.69 59.8%
522 50 47 10	Electricity Consumed	43,685.00	21,199.25	22,485.75 48.5%
522 50 47 20	LPG Gas Consumed	8,010.90	7,211.02	799.88 90.0%
522 50 47 30	Water Consumed	5,986.00	2,040.58	3,945.42 34.1%
522 50 47 40	Waste Disposal Used	5,637.92	2,344.95	3,292.97 41.6%
522 50 48 10	Facilities Repair & Maintenance	9,900.00	4,422.67	5,477.33 44.7%
522 Fire Control		442,502.60	196,274.30	246,228.30 44.4%
050 FACILITIES		442,502.60	196,274.30	246,228.30 44.4%

060 VEHICLE & EQUIP MAINTENANCE

522 Fire Control

522 60 43 01	Maintenance Ferry Fees	1,000.00	0.00	1,000.00 0.0%
522 60 48 10	Fire Equipment Repair & Maintenance	28,337.04	15,475.01	12,862.03 54.6%
522 60 48 11	Fire Apparatus Repair & Maintenance	100,000.00	19,106.50	80,893.50 19.1%
522 60 48 12	Administrative Vehicle Repair & Maintenance	12,500.00	10,261.85	2,238.15 82.1%
522 60 48 20	Medical Equipment Repair & Maintenance	797.00	541.82	255.18 68.0%
522 60 48 21	Medical Vehicle Repair & Maintenance	8,400.00	820.52	7,579.48 9.8%
522 60 48 30	Marine Equipment Repair & Maintenance	500.00	16.35	483.65 3.3%
522 60 48 31	Marine Vehicle Repair & Maintenance	20,650.00	5,635.04	15,014.96 27.3%
522 60 48 40	Technical Rescue Equipment Repair & Maintenance	500.00	0.00	500.00 0.0%
522 60 48 41	Technical Rescue Vehicle Repair & Maintenance	950.00	0.00	950.00 0.0%
522 60 48 50	Training Equipment Repair & Maintenance	500.00	0.00	500.00 0.0%
522 60 48 60	Maintenance Equipment Repair & Maintenance	1,750.00	1,381.32	368.68 78.9%
522 60 48 61	Maintenance Vehicle Repair & Maintenance	1,450.00	55.52	1,394.48 3.8%

2024 BUDGET POSITION

South Whidbey Fire EMS

Time: 11:10:43 Date: 07/03/2024

Page: 7

001 General Fund Months: 01 To: 06

Expenditures	Amt Budgeted	Expenditures	Remaining	
522 Fire Control				
522 60 49 70 Collision/Accident	5,999.98	0.00	5,999.98	0.0%
522 Fire Control	183,334.02	53,293.93	130,040.09	29.1%
060 VEHICLE & EQUIP MAINTENANCE	183,334.02	53,293.93	130,040.09	29.1%

062 CAPITAL FACILITIES

591 Debt Service

591 22 71 01 Principle Payments	200,000.00	0.00	200,000.00	0.0%
592 22 83 01 Interest Payments	120,910.00	0.00	120,910.00	0.0%
591 Debt Service	320,910.00	0.00	320,910.00	0.0%

594 Capital Expenditures

594 22 30 00 Communications Equipment	493,786.00	206,542.73	287,243.27	41.8%
594 22 35 00 Fire Training Equipment- Capital	0.00	0.00	0.00	0.0%
594 22 35 10 Fire Equipment- Capital	108,000.00	107,807.74	192.26	99.8%
594 22 35 12 Fire Safety Equipment - Capital	0.00	0.00	0.00	0.0%
594 22 35 60 Personal Safety Equipment - Capital	0.00	0.00	0.00	0.0%
594 22 42 10 Dispatch Services - Capital	0.00	0.00	0.00	0.0%
594 22 62 11 Station 32-33 Replacement	0.00	0.00	0.00	0.0%
594 22 62 38 Station 32- Upgrade Transfer Switch & 30 KW Generator	0.00	0.00	0.00	0.0%
594 22 63 30 Cultus Bay Radio Tower Site	0.00	0.00	0.00	0.0%
594 22 63 31 Station 31 - 5535 Cameron Road	0.00	0.00	0.00	0.0%
594 22 63 32 Station 32 - 6435 Central Avenue	0.00	0.00	0.00	0.0%
594 22 63 33 Station 33 - 3405 French Road	500.00	0.00	500.00	0.0%
594 22 63 34 Station 34 - 820 Camano Avenue	0.00	0.00	0.00	0.0%
594 22 63 35 Station 35 - 3982 Saratoga Road	750.00	0.00	750.00	0.0%
594 22 63 36 Station 36 - 5579 Bayview Road	27,000.00	0.00	27,000.00	0.0%
594 22 63 37 Maintenance Facility - 2874 Verlane Street	0.00	0.00	0.00	0.0%
594 22 64 03 Medical Equipment- Capital	0.00	0.00	0.00	0.0%
594 22 64 32 Computers / IT Capital	0.00	0.00	0.00	0.0%
594 Capital Expenditures	630,036.00	314,350.47	315,685.53	49.9%
062 CAPITAL FACILITIES	950,946.00	314,350.47	636,595.53	33.1%

064 CAPITAL VEHICLES

594 Capital Expenditures

594 22 48 35 Marine Vehicle Repair- Capital	0.00	0.00	0.00	0.0%
594 22 64 10 Vehicles	0.00	0.00	0.00	0.0%
594 22 64 12 Fire Apparatus	443,080.00	2,451.26	440,628.74	0.6%
594 Capital Expenditures	443,080.00	2,451.26	440,628.74	0.6%
064 CAPITAL VEHICLES	443,080.00	2,451.26	440,628.74	0.6%

2024 BUDGET POSITION

South Whidbey Fire EMS

Time: 11:10:43 Date: 07/03/2024

Page: 8

001 General Fund Months: 01 To: 06

Expenditures	Amt Budgeted	Expenditures	Remaining
--------------	--------------	--------------	-----------

070 OTHER

580 Non Expenditures

588 10 00 00	Prior Period Adjustment	0.00	0.00	0.00	0.0%
589 00 00 10	Non Expenditure - Suspense	0.00	0.00	0.00	0.0%
589 90 00 00	Payroll Deduction Clearing	0.00	31,280.64	(31,280.64)	0.0%
580 Non Expenditures		0.00	31,280.64	(31,280.64)	0.0%

597 Interfund Transfers

597 00 00 02	Transfer To Capital Fund	0.00	0.00	0.00	0.0%
597 00 00 03	Transfer To Reserve Fund	0.00	0.00	0.00	0.0%
597 00 00 04	Transfer To Contingency Fund	0.00	0.00	0.00	0.0%
597 Interfund Transfers		0.00	0.00	0.00	0.0%

070 OTHER	0.00	31,280.64	(31,280.64)		0.0%
------------------	-------------	------------------	--------------------	--	-------------

Fund Expenditures:	6,920,612.21	2,766,925.69	4,153,686.52		40.0%
---------------------------	---------------------	---------------------	---------------------	--	--------------

Fund Excess/(Deficit):	(466,468.18)	877,871.95			
-------------------------------	---------------------	-------------------	--	--	--

2024 BUDGET POSITION

South Whidbey Fire EMS

Time: 11:10:43 Date: 07/03/2024

Page: 9

003 Reserve Fund Months: 01 To: 06

	Amt Budgeted	Revenues	Remaining	
--	--------------	----------	-----------	--

308 Beginning Balances

308 91 10 00 Estimated Beginning Balance	344,242.22	53,603.24	290,638.98	15.6%
308 Beginning Balances	344,242.22	53,603.24	290,638.98	15.6%

360 Misc Revenues

361 11 00 02 Investment Interest	500.00	89.89	410.11	18.0%
360 Misc Revenues	500.00	89.89	410.11	18.0%

397 Interfund Transfers

397 00 00 03 Transfer From General Fund	0.00	0.00	0.00	0.0%
397 Interfund Transfers	0.00	0.00	0.00	0.0%

Fund Revenues:	344,742.22	53,693.13	291,049.09	15.6%
-----------------------	-------------------	------------------	-------------------	--------------

	Amt Budgeted	Expenditures	Remaining	
--	--------------	--------------	-----------	--

597 Interfund Transfers

597 00 01 03 Transfer from Reserve to General	0.00	0.00	0.00	0.0%
597 Interfund Transfers	0.00	0.00	0.00	0.0%

Fund Expenditures:	0.00	0.00	0.00	0.0%
---------------------------	-------------	-------------	-------------	-------------

Fund Excess/(Deficit):	344,742.22	53,693.13		
-------------------------------	-------------------	------------------	--	--

2024 BUDGET POSITION

South Whidbey Fire EMS

Time: 11:10:43 Date: 07/03/2024

Page: 10

004 Contingency Fund Months: 01 To: 06

	Amt Budgeted	Revenues	Remaining	
--	--------------	----------	-----------	--

308 Beginning Balances

308 91 11 00 Estimated Beginning Balance	170,707.41	171,939.83	(1,232.42)	100.7%
308 Beginning Balances	170,707.41	171,939.83	(1,232.42)	100.7%

360 Misc Revenues

361 11 00 03 Investment Interest	1,500.00	288.33	1,211.67	19.2%
360 Misc Revenues	1,500.00	288.33	1,211.67	19.2%

397 Interfund Transfers

397 00 00 04 Transfer From General Fund	0.00	0.00	0.00	0.0%
397 Interfund Transfers	0.00	0.00	0.00	0.0%

Fund Revenues:	172,207.41	172,228.16	(20.75)	100.0%
-----------------------	-------------------	-------------------	----------------	---------------

	Amt Budgeted	Expenditures	Remaining	
--	--------------	--------------	-----------	--

597 Interfund Transfers

597 00 01 04 Transfer from Contingency to General	0.00	0.00	0.00	0.0%
597 Interfund Transfers	0.00	0.00	0.00	0.0%

Fund Expenditures:	0.00	0.00	0.00	0.0%
---------------------------	-------------	-------------	-------------	-------------

Fund Excess/(Deficit):	172,207.41	172,228.16		
-------------------------------	-------------------	-------------------	--	--

2024 BUDGET POSITION

South Whidbey Fire EMS

Time: 11:10:43 Date: 07/03/2024

Page: 11

300 General Investment Fund Months: 01 To: 06

	Amt Budgeted	Revenues	Remaining	
--	--------------	----------	-----------	--

308 Beginning Balances

308 41 00 00 Estimated Beginning Balance	1,260,720.92	2,986,460.34	(1,725,739.42)	236.9%
308 Beginning Balances	1,260,720.92	2,986,460.34	(1,725,739.42)	236.9%

397 Interfund Transfers

397 00 00 02 Transfer From General Fund	0.00	0.00	0.00	0.0%
397 Interfund Transfers	0.00	0.00	0.00	0.0%

Fund Revenues:	1,260,720.92	2,986,460.34	(1,725,739.42)	236.9%
-----------------------	---------------------	---------------------	-----------------------	---------------

	Amt Budgeted	Expenditures	Remaining	
--	--------------	--------------	-----------	--

999 Ending Balance

508 41 00 00 Ending Balance	0.00	0.00	0.00	0.0%
999 Ending Balance	0.00	0.00	0.00	0.0%

070 OTHER

597 Interfund Transfers

597 22 00 02 Transfer To General Fund	0.00	0.00	0.00	0.0%
597 Interfund Transfers	0.00	0.00	0.00	0.0%

070 OTHER	0.00	0.00	0.00	0.0%
------------------	-------------	-------------	-------------	-------------

Fund Expenditures:	0.00	0.00	0.00	0.0%
---------------------------	-------------	-------------	-------------	-------------

Fund Excess/(Deficit):	1,260,720.92	2,986,460.34		
-------------------------------	---------------------	---------------------	--	--

2024 BUDGET POSITION TOTALS

South Whidbey Fire EMS

Months: 01 To: 06

Time: 11:10:43 Date: 07/03/2024

Page: 12

Fund	Revenue Budgeted	Received		Expense Budgeted	Spent	
001 General Fund	6,454,144.03	3,644,797.64	56.5%	6,920,612.21	2,766,925.69	40%
003 Reserve Fund	344,742.22	53,693.13	15.6%	0.00	0.00	0%
004 Contingency Fund	172,207.41	172,228.16	100.0%	0.00	0.00	0%
300 General Investment Fund	1,260,720.92	2,986,460.34	236.9%	0.00	0.00	0%
	<u>8,231,814.58</u>	<u>6,857,179.27</u>	<u>83.3%</u>	<u>6,920,612.21</u>	<u>2,766,925.69</u>	<u>40.0%</u>

TREASURER'S REPORT

Fund Totals

South Whidbey Fire EMS

05/01/2024 To: 05/31/2024

Time: 11:32:56 Date: 07/03/2024

Page: 1

Fund	Previous Balance	Revenue	Expenditures	Ending Balance	Claims Clearing	Payroll Clearing	Outstanding Deposits	Adjusted Ending Balance
001 General Fund	1,049,892.66	587,290.34	491,733.15	1,145,449.85	72,492.15	315,510.97	-425.26	1,533,027.71*
003 Reserve Fund	53,693.13	0.00		53,693.13	0.00	0.00	0.00	53,693.13
004 Contingency Fund	172,228.16	0.00		172,228.16	0.00	0.00	0.00	172,228.16
300 General Investment Fund	2,986,460.34	0.00		2,986,460.34	0.00	0.00	0.00	2,986,460.34
	<u>4,262,274.29</u>	<u>587,290.34</u>	<u>491,733.15</u>	4,357,831.48	<u>72,492.15</u>	<u>315,510.97</u>	<u>-425.26</u>	4,745,409.34

TREASURER'S REPORT

Account Totals

South Whidbey Fire EMS

05/01/2024 To: 05/31/2024

Time: 11:32:56 Date: 07/03/2024

Page: 2

Cash Accounts	Beg Balance	Deposits	Withdrawals	Ending	Outstanding Rec	Outstanding Exp	Adj Balance
1 General Fund-Island County Mai	2,326,497.82	594,068.28	430,900.21	2,489,665.89	-500.00	199,034.79	2,688,200.68
5 Capital Reserve Investment	1,708,387.51	0.00	0.00	1,708,387.51	0.00	0.00	1,708,387.51
7 Keybank (Direct Deposit)	95.53	0.00	0.00	95.53	0.00	0.00	95.53
10 Heritage (Direct Deposit)	1,372.18	123,810.80	190,639.02	-65,456.04	-123,810.80	190,953.87	1,687.03
11 Reserve Fund	53,693.13	0.00	0.00	53,693.13	0.00	0.00	53,693.13
12 Contingency Fund	172,228.16	0.00	0.00	172,228.16	0.00	0.00	172,228.16
Total Cash:	4,262,274.33	717,879.08	621,539.23	4,358,614.18	-124,310.80	389,988.66	4,624,292.04
	4,262,274.33	717,879.08	621,539.23	4,358,614.18	-124,310.80	389,988.66	4,624,292.04

TREASURER'S REPORT

Outstanding Vouchers

South Whidbey Fire EMS

05/01/2024 To: 05/31/2024

As Of: 05/31/2024 Date: 07/03/2024

Time: 11:32:56 Page: 3

Year	Trans#	Date	Type	Acct#	War#	Vendor	Amount	Memo
2024	862	05/30/2024	Tr Rec	1		Misc Vendors	500.00	Donation
Receipts Outstanding:							500.00	
2024	976	05/07/2024	Payroll	1	EFT	WA D/Retirement Systems	29,322.62	Pay Cycle(s) 04/01/2024 To 04/30/2024 - LEOFF 2; Pay Cycle(s) 04/01/2024 To 04/30/2024 - PERS 2; Pay Cycle(s) 04/01/2024 To 04/30/2024 - PERS 3; Pay Cycle(s) 04/01/2024 To 04/30/2024 - PERS 3- Maint;;
2024	977	05/07/2024	Payroll	1	0	WA D/Retirement Systems	14.99	Late fee, rounded
2024	241	02/14/2024	Payroll	1	EFT	WA D/Retirement Systems	28,152.89	Pay Cycle(s) 05/01/2023 To 05/31/2023 - PERS 2; Pay Cycle(s) 06/01/2023 To 06/30/2023 - LEOFF 2; Pay Cycle(s) 06/01/2023 To 06/30/2023 - PERS 2; Pay Cycle(s) 07/01/2023 To 07/31/2023 - LEOFF 2; Pay Cy
2024	700	03/18/2024	Payroll	1	EFT	WA D/Retirement Systems	18,176.43	Pay Cycle(s) 01/01/2024 To 01/31/2024 - LEOFF 2
2024	203	02/07/2024	Payroll	1	EFT	WA D/Retirement Systems	11,934.97	Pay Cycle(s) 11/16/2023 To 11/16/2023 - DEFERRED COMP; Pay Cycle(s) 11/30/2023 To 11/30/2023 - DEFERRED COMP; Pay Cycle(s) 12/14/2023 To 12/14/2023 - DEFERRED COMP; Pay Cycle(s) 12/28/2023 To 12/28/20
2024	838	05/14/2024	Payroll	1	EFT	Internal Revenue Service	374.80	941 Deposit for Pay Cycle(s) 05/17/2024 - 05/17/2024
2024	805	05/29/2024	Claims	1	EFT	PERS & LEOFF Interest	56.72	PERS & LEOFF Interest
2022	1022	08/11/2022	Payroll	1	661596	Lianne Kniest	36.01	Q2 Volunteer Points
2022	1069	08/10/2022	Claims	1	661605	Champion Bolt & Supply Inc	45.80	INV #750665
2022	1145	08/24/2022	Claims	1	661663	Cooper Ullman	20.00	Fair Meal Reimbursement
2023	45	01/19/2023	Claims	1	662117	Nicole Hagen	300.00	Boot Reimbursement
2023	550	05/04/2023	Payroll	1	662325	Kirsti Ranta	73.88	April 18- April 28 Payroll
2023	566	05/04/2023	Payroll	1	662327	Carson Wrightson	12.00	April 18- April 28 Payroll
2023	970	07/20/2023	Claims	1	662517	Health & Safety Institute HSI	43.21	Inv. #1834113
2023	1074	08/10/2023	Payroll	1	662590	Charles C. Baker	149.84	July 21- Aug 4 Payroll
2023	1082	08/10/2023	Payroll	1	662591	Anne M Collins	250.03	July 21- Aug 4 Payroll
2023	1089	08/10/2023	Payroll	1	662592	Tom P Gideon	271.97	July 21- Aug 4 Payroll
2023	1094	08/10/2023	Payroll	1	662593	Robert Hinkelman	48.03	July 21- Aug 4 Payroll
2023	1116	08/10/2023	Payroll	1	662594	Mari St Amand	26.78	July 21- Aug 4 Payroll
2023	1126	08/10/2023	Payroll	1	662595	Carson Wrightson	36.01	July 21- Aug 4 Payroll
2023	1164	08/23/2023	Claims	1	662626	Neil A Rixe	32.00	Fair Reimbursement
2023	1345	10/02/2023	Claims	1	662683	Motor Trucks International	3,876.07	INV# 11w5188

TREASURER'S REPORT

Outstanding Vouchers

05/01/2024 To: 05/31/2024

As Of: 05/31/2024 Date: 07/03/2024

Time: 11:32:56 Page: 4

South Whidbey Fire EMS

Year	Trans#	Date	Type	Acct#	War#	Vendor	Amount	Memo
2023	1618	11/24/2023	Claims	1	662804	Frontier Ford Penninsula Auto World, INC	398.36	ACCT# 4206
2023	1626	11/24/2023	Claims	1	662812	Sirennet.Com	1,614.56	INV# 271717
2023	1814	12/01/2023	Payroll	1	662826	Ian G Carter	1,973.83	pay period 11/16 through 1130, 2023
2024	504	04/12/2024	Claims	1	663144	McMahon, Pat	4.23	EMT Academy Reimbursement
2024	674	05/02/2024	Claims	1	663211	Anne M Collins	250.03	Replace 8.10.2023 ck #662591 never issued
2024	676	05/02/2024	Claims	1	663213	Robert Hinkelman	48.03	Replace 8.10.2023 ck #662593 never issued
2024	756	05/17/2024	Payroll	1	663233	Carson Wrightson	36.01	Q1 2024 Vol. Pts. Correction
2024	761	05/17/2024	Claims	1	663238	IQ Direct, Gerald J. Pilolla	10,425.63	Inv. #6700 & 6701
2024	774	05/17/2024	Claims	1	663251	Sound Business Center	293.13	Inv. #206157
2024	839	05/31/2024	Claims	1	663260	Robert Coleman Absolute Pest Control	596.20	Inv. #15623
2024	840	05/31/2024	Claims	1	663261	All Whidbey Topsoil & Construction Inc.	183.88	Inv. #202489
2024	841	05/31/2024	Claims	1	663262	Amazon Capital Services	2,951.37	Inv. #1FXV-KMGT-C7NV, 1WXQ-CYMV-1XHD, 1PQ9-DNHY-KLQN, 11H9-NHY9-D3Q1, 14YR-NRN1-W9PK & 1CN3-NDG3-PPCK
2024	842	05/31/2024	Claims	1	663263	Board of Volunteer Firefighters	120.00	Inv. # 05292024
2024	843	05/31/2024	Claims	1	663264	Bound Tree Medical, LLC.	370.78	Inv. #85346268,85343308, 85346269, 85358022 & 85350907
2024	844	05/31/2024	Claims	1	663265	Canon Financial Services, Inc.	263.16	Inv. #32577165
2024	845	05/31/2024	Claims	1	663266	Day Wireless Systems	466.31	Inv. #INV824143
2024	846	05/31/2024	Claims	1	663267	Fed Ex	38.43	Inv. #843169976 & 844670078
2024	847	05/31/2024	Claims	1	663268	Freeland Chamber of Commerce	125.00	Inv. #2024-0618
2024	848	05/31/2024	Claims	1	663269	G12 Communications LLC	430.26	Inv. #140010
2024	849	05/31/2024	Claims	1	663270	BMO Harris Bank, N.A. Galls	882.90	Inv. #027966353 & 027901665
2024	850	05/31/2024	Claims	1	663271	Health & Safety Institute HSI	61.67	Inv. #2029715, 2029371 & 2027900
2024	851	05/31/2024	Claims	1	663272	Jodi Hinkelman	489.50	Inv. #3663
2024	852	05/31/2024	Claims	1	663273	I-COM	26,511.96	Inv. #Q3 2024-10
2024	853	05/31/2024	Claims	1	663274	ISOsource	6,746.65	Inv. #CW295977, CW295506 & CW295499
2024	854	05/31/2024	Claims	1	663275	Kroesen's Uniform Company	220.05	Inv. #8484 & 9117
2024	855	05/31/2024	Claims	1	663276	Langley, City of	355.33	Acct. #1171.1
2024	856	05/31/2024	Claims	1	663277	Mukilteo Coffee Co.	46.80	Inv. #675251, 675092 & 675184
2024	857	05/31/2024	Claims	1	663278	Plante Moran	5,125.00	Inv. #10196387
2024	858	05/31/2024	Claims	1	663279	Port Townsend Shipwrights	4,158.98	Inv. #26449
2024	859	05/31/2024	Claims	1	663280	South Whidbey School District #206	3,027.20	Inv. #Fire-2024-08
2024	860	05/31/2024	Claims	1	663281	Three Men and a Mower	1,537.95	Inv. #42528
2024	861	05/31/2024	Claims	1	663282	Whidbey Island Fair	375.00	Inv. #05312024

TREASURER'S REPORT

Outstanding Vouchers

South Whidbey Fire EMS

05/01/2024 To: 05/31/2024

As Of: 05/31/2024 Date: 07/03/2024

Time: 11:32:56 Page: 5

Year	Trans#	Date	Type	Acct#	War#	Vendor	Amount	Memo
2024	863	05/31/2024	Payroll	1	663283	South Whidbey Firefighters Union	347.40	Pay Cycle(s) 05/01/2024 To 05/31/2024 - FF Union Dues
2024	864	05/31/2024	Payroll	1	663284	South Whidbey Firefighters Union	2,144.70	Pay Cycle(s) 05/01/2024 To 05/31/2024 - FF Association Dues
2024	865	05/31/2024	Payroll	1	663285	Trusteed Plans Service Corp.	26,599.85	Pay Cycle(s) 05/01/2024 To 05/31/2024 - Medical/Dental
2024	866	05/31/2024	Payroll	1	663286	Vimly Benefits Solutions	4,648.80	Pay Cycle(s) 03/01/2024 To 05/31/2024 - IAFF MERP Dues
							197,123.99	
2024	968	05/01/2024	Deposit	10		IC Treasurer Office	61,000.00	05/01/2024 Payroll
2024	970	05/15/2024	Deposit	10			60,900.00	05/16/2024 payroll
2024	979	05/16/2024	Deposit	10			1,910.80	5/17/2024 Volunteer Payroll Correction
							123,810.80	
Receipts Outstanding:								
2024	819	05/30/2024	Payroll	10	EFT	Jake D Greve	1,735.08	May10-May24 Payroll
2024	635	05/02/2024	Payroll	10	EFT	Karley Diffie	2,391.81	Apr12-Apr26 Payroll
2024	634	05/02/2024	Payroll	10	EFT	Katheryne Crowe	3,440.66	Apr12-Apr26 Payroll
2024	633	05/02/2024	Payroll	10	EFT	Ian G Carter	2,869.31	Apr12-Apr26 Payroll
2024	639	05/02/2024	Payroll	10	EFT	Robert Husom	2,654.01	Apr12-Apr26 Payroll
2024	642	05/02/2024	Payroll	10	EFT	Vicki Lange	2,904.00	Apr12-Apr26 Payroll
2024	643	05/02/2024	Payroll	10	EFT	Peter Lund	2,566.91	Apr12-Apr26 Payroll
2024	638	05/02/2024	Payroll	10	EFT	Nicole Hagen	963.09	Apr12-Apr26 Payroll
2024	815	05/30/2024	Payroll	10	EFT	Ian G Carter	2,872.19	May10-May24 Payroll
2024	816	05/30/2024	Payroll	10	EFT	Katheryne Crowe	2,474.38	May10-May24 Payroll
2024	821	05/30/2024	Payroll	10	EFT	Robert Husom	4,030.37	May10-May24 Payroll
2024	706	05/16/2024	Payroll	10	EFT	Karley Diffie	2,394.61	Apr26-May10 Payroll
2024	707	05/16/2024	Payroll	10	EFT	Joseph M Dilley	3,842.84	Apr26-May10 Payroll
2024	748	05/17/2024	Payroll	10	EFT	Jeffrey W. Simmons	15.00	Q1 2024 Vol. Pts. Correction
2024	703	05/16/2024	Payroll	10	EFT	Chavo Camargo	2,017.58	Apr26-May10 Payroll
2024	641	05/02/2024	Payroll	10	EFT	Leah Kalahiki	2,840.06	Apr12-Apr26 Payroll
2024	644	05/02/2024	Payroll	10	EFT	Sean C McDougald	2,197.47	Apr12-Apr26 Payroll
2024	636	05/02/2024	Payroll	10	EFT	Joseph M Dilley	3,842.84	Apr12-Apr26 Payroll
2024	649	05/02/2024	Payroll	10	EFT	Christopher Turner	2,460.86	Apr12-Apr26 Payroll
2024	803	04/30/2024	Ser Chge	10	0	Apr 2024 Service Charge	74.74	Apr 2024 Service Charge
2024	717	05/16/2024	Payroll	10	EFT	Sean C McDougald	2,524.79	Apr26-May10 Payroll
2024	742	05/17/2024	Payroll	10	EFT	Rebekah A Pomeroy	17.60	Q1 2024 Vol. Pts. Correction

TREASURER'S REPORT

Outstanding Vouchers

South Whidbey Fire EMS

05/01/2024 To: 05/31/2024

As Of: 05/31/2024 Date: 07/03/2024

Time: 11:32:56 Page: 6

Year	Trans#	Date	Type	Acct#	War#	Vendor	Amount	Memo
2024	743	05/17/2024	Payroll	10	EFT	Riley Pomeroy	66.03	Q1 2024 Vol. Pts. Correction
2024	745	05/17/2024	Payroll	10	EFT	Neil A Rixe	15.00	Q1 2024 Vol. Pts. Correction
2024	752	05/17/2024	Payroll	10	EFT	Marc G Swenson	25.39	Q1 2024 Vol. Pts. Correction
2024	176	02/09/2024	Payroll	10	EFT	Nina Holmstrom	12.00	
2024	177	02/09/2024	Payroll	10	EFT	Cory S Jennings	204.10	
2024	719	05/16/2024	Payroll	10	EFT	Terrence Ney	3,497.36	Apr26-May10 Payroll
2024	737	05/17/2024	Payroll	10	EFT	Nina Holmstrom	51.02	Q1 2024 Vol. Pts. Correction
2024	755	05/17/2024	Payroll	10	EFT	Cody Wilkie	42.83	Q1 2024 Vol. Pts. Correction
2024	726	05/16/2024	Payroll	10	EFT	Nicholas S Walsh	3,639.13	Apr26-May10 Payroll
2024	827	05/30/2024	Payroll	10	EFT	Sean C McDougald	2,814.10	May10-May24 Payroll
2024	828	05/30/2024	Payroll	10	EFT	Alexandra McMahan	2,868.40	May10-May24 Payroll
2024	829	05/30/2024	Payroll	10	EFT	Terrence Ney	3,501.24	May10-May24 Payroll
2024	736	05/17/2024	Payroll	10	EFT	Traci L Haynie	43.38	Q1 2024 Vol. Pts. Correction
2024	744	05/17/2024	Payroll	10	EFT	Suzanne E Reynolds	21.01	Q1 2024 Vol. Pts. Correction
2024	727	05/16/2024	Payroll	10	EFT	Carlee Wilkie	2,726.26	Apr26-May10 Payroll
2024	830	05/30/2024	Payroll	10	EFT	Steven S Osborne	2,109.58	May10-May24 Payroll
2024	831	05/30/2024	Payroll	10	EFT	Lewis J Townsend	2,104.81	May10-May24 Payroll
2024	832	05/30/2024	Payroll	10	EFT	Christopher Turner	2,473.05	May10-May24 Payroll
2024	833	05/30/2024	Payroll	10	EFT	Cooper Ullmann	2,155.18	May10-May24 Payroll
2024	751	05/17/2024	Payroll	10	EFT	Rowen E Stephens	15.00	Q1 2024 Vol. Pts. Correction
2024	741	05/17/2024	Payroll	10	EFT	Thomas T. Peterson	54.39	Q1 2024 Vol. Pts. Correction
2024	704	05/16/2024	Payroll	10	EFT	Ian G Carter	2,869.31	Apr26-May10 Payroll
2024	824	05/30/2024	Payroll	10	EFT	Vicki Lange	2,721.47	May10-May24 Payroll
2024	825	05/30/2024	Payroll	10	EFT	Peter Lund	2,806.17	May10-May24 Payroll
2024	735	05/17/2024	Payroll	10	EFT	Nicole Hagen	81.04	Q1 2024 Vol. Pts. Correction
2024	826	05/30/2024	Payroll	10	EFT	Alexander M Magallon	3,280.56	May10-May24 Payroll
2024	740	05/17/2024	Payroll	10	EFT	Patricia J McMahan	30.77	Q1 2024 Vol. Pts. Correction
2024	753	05/17/2024	Payroll	10	EFT	Teresa Welch	42.02	Q1 2024 Vol. Pts. Correction
2024	732	05/17/2024	Payroll	10	EFT	Taylor T Crowe	12.46	Q1 2024 Vol. Pts. Correction
2024	734	05/17/2024	Payroll	10	EFT	Jon Gabelein	196.37	Q1 2024 Vol. Pts. Correction
2023	1096	08/10/2023	Payroll	10	EFT	Cory S Jennings	24.01	July 21- Aug 4 Payroll
2024	728	05/17/2024	Payroll	10	EFT	Karen Arndt	12.00	Q1 2024 Vol. Pts. Correction
2024	834	05/30/2024	Payroll	10	EFT	Nicholas S Walsh	3,746.06	May10-May24 Payroll
2024	721	05/16/2024	Payroll	10	EFT	Steven S Osborne	2,037.62	Apr26-May10 Payroll
2024	708	05/16/2024	Payroll	10	EFT	Savannah Erickson	627.56	Apr26-May10 Payroll

TREASURER'S REPORT

Outstanding Vouchers

South Whidbey Fire EMS

05/01/2024 To: 05/31/2024

As Of: 05/31/2024 Date: 07/03/2024

Time: 11:32:56 Page: 7

Year	Trans#	Date	Type	Acct#	War#	Vendor	Amount	Memo
2024	738	05/17/2024	Payroll	10	EFT	Cory S Jennings	75.75	Q1 2024 Vol. Pts. Correction
2024	754	05/17/2024	Payroll	10	EFT	Andrew D Wiener	738.63	Q1 2024 Vol. Pts. Correction
2024	835	05/30/2024	Payroll	10	EFT	Carlee Wilkie	3,046.28	May10-May24 Payroll
2024	710	05/16/2024	Payroll	10	EFT	Nicole Hagen	982.24	Apr26-May10 Payroll
2024	711	05/16/2024	Payroll	10	EFT	Robert Husom	2,521.32	Apr26-May10 Payroll
2024	712	05/16/2024	Payroll	10	EFT	Mary Kaye Johansen	1,773.34	Apr26-May10 Payroll
2024	713	05/16/2024	Payroll	10	EFT	Leah Kalahiki	2,861.30	Apr26-May10 Payroll
2024	714	05/16/2024	Payroll	10	EFT	Vicki Lange	2,723.04	Apr26-May10 Payroll
2024	715	05/16/2024	Payroll	10	EFT	Peter Lund	2,343.70	Apr26-May10 Payroll
2024	716	05/16/2024	Payroll	10	EFT	Alexander M Magallon	1,953.48	Apr26-May10 Payroll
2024	718	05/16/2024	Payroll	10	EFT	Alexandra McMahan	2,779.98	Apr26-May10 Payroll
2024	720	05/16/2024	Payroll	10	EFT	Michael W Noblet	330.38	Apr26-May10 Payroll
2024	814	05/30/2024	Payroll	10	EFT	Chavo Camargo	2,265.83	May10-May24 Payroll
2024	820	05/30/2024	Payroll	10	EFT	Nicole Hagen	918.90	May10-May24 Payroll
2024	822	05/30/2024	Payroll	10	EFT	Mary Kaye Johansen	1,773.13	May10-May24 Payroll
2024	823	05/30/2024	Payroll	10	EFT	Leah Kalahiki	3,486.26	May10-May24 Payroll
2024	746	05/17/2024	Payroll	10	EFT	Dillon K Rogers	8.68	Q1 2024 Vol. Pts. Correction
2024	747	05/17/2024	Payroll	10	EFT	Paul H Shimada	46.37	Q1 2024 Vol. Pts. Correction
2024	722	05/16/2024	Payroll	10	EFT	James A. Towers	535.42	Apr26-May10 Payroll
2024	812	05/30/2024	Payroll	10	EFT	Blake Benenati	2,584.96	May10-May24 Payroll
2024	730	05/17/2024	Payroll	10	EFT	Jerry D. Beck	0.00	Q1 2024 Vol. Pts. Correction
2024	725	05/16/2024	Payroll	10	EFT	Cooper Ullmann	2,483.66	Apr26-May10 Payroll
2024	723	05/16/2024	Payroll	10	EFT	Lewis J Townsend	2,012.35	Apr26-May10 Payroll
2024	749	05/17/2024	Payroll	10	EFT	Melissa Simmons	97.13	Q1 2024 Vol. Pts. Correction
2024	724	05/16/2024	Payroll	10	EFT	Christopher Turner	2,128.44	Apr26-May10 Payroll
2024	817	05/30/2024	Payroll	10	EFT	Karley Diffie	4,106.64	May10-May24 Payroll
2024	813	05/30/2024	Payroll	10	EFT	Brian Boyd	3,343.07	May10-May24 Payroll
2024	739	05/17/2024	Payroll	10	EFT	Sarah M Ledoux	34.58	Q1 2024 Vol. Pts. Correction
2024	709	05/16/2024	Payroll	10	EFT	Jake D Greve	1,741.73	Apr26-May10 Payroll
2024	705	05/16/2024	Payroll	10	EFT	Katheryne Crowe	2,480.84	Apr26-May10 Payroll
2024	818	05/30/2024	Payroll	10	EFT	Joseph M Dilley	3,844.76	May10-May24 Payroll
2024	648	05/02/2024	Payroll	10	EFT	Lewis J Townsend	2,295.35	Apr12-Apr26 Payroll
2024	647	05/02/2024	Payroll	10	EFT	Steven S Osborne	2,017.65	Apr12-Apr26 Payroll
2024	646	05/02/2024	Payroll	10	EFT	Terrence Ney	3,496.11	Apr12-Apr26 Payroll
2024	645	05/02/2024	Payroll	10	EFT	Alexandra McMahan	3,065.86	Apr12-Apr26 Payroll

TREASURER'S REPORT

Outstanding Vouchers

South Whidbey Fire EMS

05/01/2024 To: 05/31/2024

As Of: 05/31/2024 Date: 07/03/2024

Time: 11:32:56 Page: 8

Year	Trans#	Date	Type	Acct#	War#	Vendor	Amount	Memo
2024	637	05/02/2024	Payroll	10	EFT	Jake D Greve	1,748.91	Apr12-Apr26 Payroll
2024	640	05/02/2024	Payroll	10	EFT	Mary Kaye Johansen	1,773.16	Apr12-Apr26 Payroll
2024	702	05/16/2024	Payroll	10	EFT	Brian Boyd	2,904.79	Apr26-May10 Payroll
2024	630	05/02/2024	Payroll	10	EFT	Blake Benenati	2,073.76	Apr12-Apr26 Payroll
2024	651	05/02/2024	Payroll	10	EFT	Nicholas S Walsh	3,754.10	Apr12-Apr26 Payroll
2024	652	05/02/2024	Payroll	10	EFT	Carlee Wilkie	3,889.69	Apr12-Apr26 Payroll
2024	632	05/02/2024	Payroll	10	EFT	Chavo Camargo	2,040.84	Apr12-Apr26 Payroll
2024	631	05/02/2024	Payroll	10	EFT	Brian Boyd	2,672.01	Apr12-Apr26 Payroll
2024	701	05/16/2024	Payroll	10	EFT	Blake Benenati	2,115.36	Apr26-May10 Payroll
2024	650	05/02/2024	Payroll	10	EFT	Cooper Ullmann	3,027.21	Apr12-Apr26 Payroll
							190,953.87	
							388,077.86	

Fund	Claims	Payroll	Total
001 General Fund	72,492.15	315,510.97	388,003.12
	72,492.15	315,510.97	388,003.12

TREASURER'S REPORT
Signature Page

South Whidbey Fire EMS

05/01/2024 To: 05/31/2024

Time: 11:32:56 Date: 07/03/2024

Page: 9

We, the undersigned officers for South Whidbey Fire/EMS, have reviewed the foregoing report and acknowledge that to the best of our knowledge this report is accurate and true:

Signed: _____ Signed: _____
Chief / Date Finance Officer / Date

Signed: _____
Board Chair / Date



SOUTH WHIDBEY FIRE / EMS

5579 Bayview Road • Langley, WA 98260
(360)321-1533 • Fax (360)321-9385 • www.swfe.org

Expenditure Approval Document

Date of Approval: July 11, 2024

Fund: 638

Warrants Approved from June 1 2024 – June 30 2024

Date	Check	Vendor	Amount
6/7/2024	240601001-240601021	Accounts Payable	\$21,982.31
6/13/2024	EFT	Payroll	\$65,603.84
6/14/2024	240604001-240604015	Accounts Payable	\$19,335.44
6/19/2024	240605001-240605006	Accounts Payable	\$14,619.21
6/27/2024	EFT	Payroll	\$67,867.21
6/1-6/30/2024	EFT	Payroll Liabilities	\$71,201.05
Total Warrants Approved			\$260,609.06

I, the undersigned, do hereby certify under penalty of perjury that the materials have been furnished, the services rendered, or the labor performed as described herein, that any advance payment is due and payable according to a contract or is available as an option for full or partial fulfillment of a contractual obligation and that the claim is a just, due and unpaid obligation against South Whidbey Fire/EMS, and that I am authorized to authenticate and certify to said claim.

Finance Officer: _____
Mary Kaye Johansen

Fire Chief: _____
Nick Walsh

Commissioner: _____
Michael Noblet

Commissioner: _____
Savannah Erickson

Commissioner: _____
Jim Towers

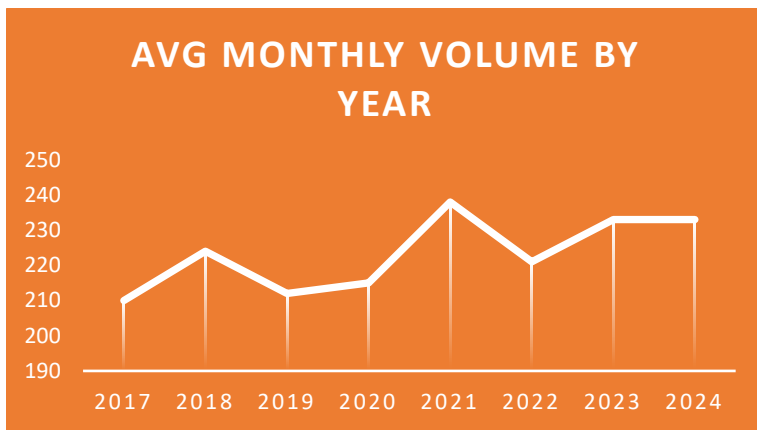
Serving the communities of Bayview - Clinton - Freeland - Langley - Maxwelton – Saratoga
Our mission: *“To protect and prepare the South Whidbey community through service and education.”*



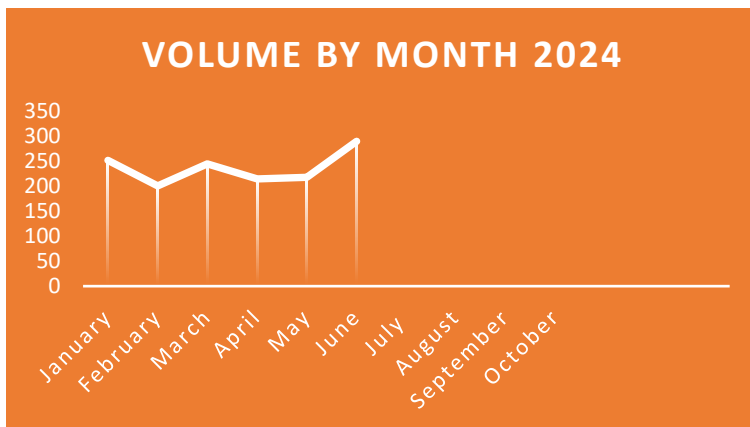
CHIEFS REPORT

July 2024

CALL VOLUME REPORTS

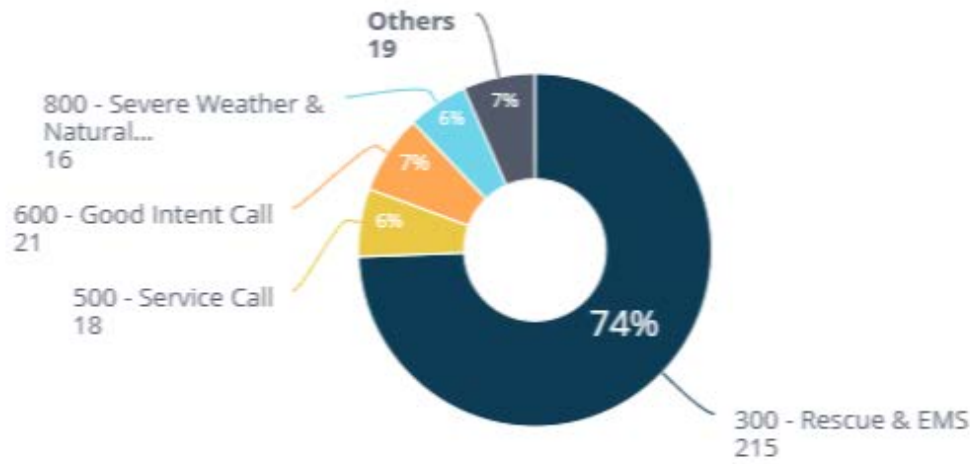


year	2017	2018	2019	2020	2021	2022	2023	2024
volume	210	224	212	215	238	221	233	236



Jan	Feb	Mar	Apr	May	Jun	Jul	Aug	Sept	Oct	Nov	Dec
251	200	244	214	217	289						

Percentage of Incident Type Group



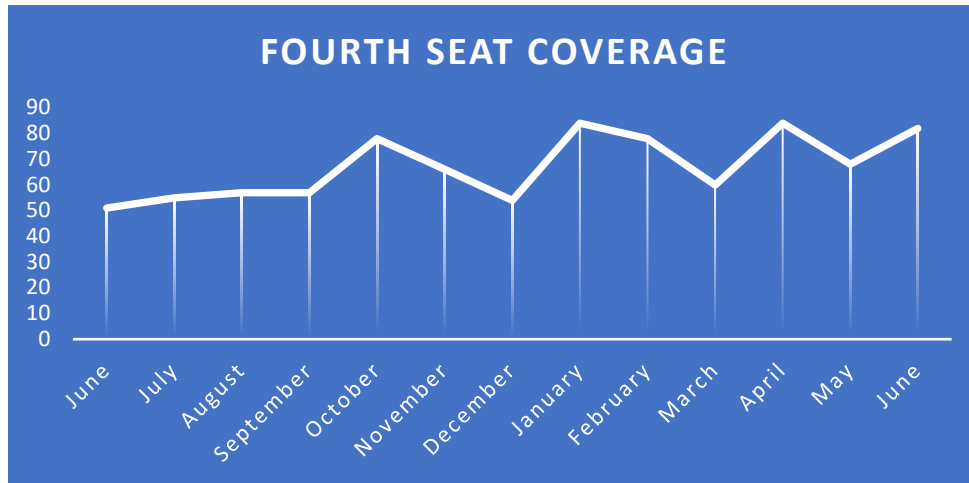
2024 Fire Index - First Apparatus Times

Fire Index - First Apparatus Times

This measure comes from the ESO Fire Index. See national performance at: <https://www.eso.com/resources/fire-index/>

Count of Fire (100 Series) Incidents		Count of EMS (300 Series) Incidents	
Fire Incidents	7	EMS Incidents	215
Fire - Alarm Handling Time	90th Percentile Alarm Handling Time 03m:04s Median Alarm Handling Time 00m:53s	EMS - Alarm Handling Time	90th Percentile Alarm Handling Time 02m:16s Median Alarm Handling Time 01m:06s
Fire - Turnout Time	90th Percentile Turnout Time 03m:13s Median Turnout Time 01m:01s	EMS - Turnout Time	90th Percentile Turnout Time 03m:42s Median Turnout Time 01m:12s
Fire - Travel Time	90th Percentile Travel Time 09m:49s Median Travel Time 06m:34s	EMS - Travel Time	90th Percentile Travel Time 13m:32s Median Travel Time 07m:11s
Fire - Response Time	90th Percentile Response Time 11m:28s Median Response Time 09m:35s	EMS - Response Time	90th Percentile Response Time 15m:06s Median Response Time 08m:47s

STAFFING REPORTS



Fourth seat coverage was at 82% (up from 68%)

Fifth seat coverage was at 39% (up from 22%)

RECRUITMENT AND RETENTION

New volunteers in process

5- Graduated Fire Academy in June

2- Applications in process

UPCOMING EVENTS

Island County Fair – July 24-28

National Night Out – August 6th

SWFE Picnic and Badge Pinning – August 17th