



SOUTH WHIDBEY FIRE / EMS

5579 Bayview Road • Langley, WA 98260
(360)321-1533 • Fax (360)321-9385 • www.swfe.org

**SOUTH WHIDBEY FIRE/EMS
REGULAR MEETING
5579 Bayview Road, Langley, WA 98260
June 20, 2024 – 5:30pm
DRAFT Agenda**

Join Zoom Meeting

<https://us06web.zoom.us/j/2208026387?pwd=WWNSR3JscUhZK3ZHU3JOV05ZOHF1UT09&omn=87224147417>

Meeting ID: 220 802 6387

Passcode: 926342

One tap mobile

+12532158782,,2208026387#,,,,*926342# US (Tacoma)

+12532050468,,2208026387#,,,,*926342# US

I. Call to Order

II. Approval of Agenda

III. Public Input

- IV. Consent Agenda** All matters listed within the Consent Agenda have been distributed to each member of South Whidbey Fire/EMS's Board of Commissioners for reading and study. They are considered routine and will be enacted by one motion of the Commissioners with no separate discussion. If a separate discussion is desired, that item may be removed from the Consent Agenda and placed on the Regular Agenda by request.

Approval of Minutes

Regular Meeting May 9th

Finance Reports

Budget Position Report

Check Register

Treasurer's Report

Monthly Vouchers

Dated 5/2/2024 for Payroll EFT in the amount of \$93,567.43

Dated 5/2/2024 for Payroll in the amount of \$782.66

Dated 5/3/2024 for Accounts Payable in the amount of \$4,024.81

Dated 5/10/2024 for Accounts Payable in the amount of \$18,680.94

Dated 5/16/2024 for Payroll EFT in the amount of \$92,607.36

Dated 5/17/2024 for Payroll EFT in the amount of \$2,274.38

Dated 5/17/2024 for Accounts Payable in the amount of \$32,170.33

Dated 5/30/2024 for Payroll EFT in the amount of \$103,731.65

Dated 5/31/2024 for Accounts Payable in the amount of \$55,084.38

Dated 5/1-5/31/2024 for Payroll Liabilities in the amount of \$174,095.80

Total Warranties \$577,019.74

Member Update

V. Unfinished Business

VI. New Business

Chief's Report

VII. Announcements

VIII. Comments from Commissioners

IX. Conclude

Nicole Hagen,
Board Secretary



SOUTH WHIDBEY FIRE / EMS

5579 Bayview Road • Langley, WA 98260
(360)321-1533 • Fax (360)321-9385 • www.swfe.org

**SOUTH WHIDBEY FIRE/EMS
REGULAR MEETING
5579 Bayview Road, Langley, WA 98260
May 9, 2024 – 5:30pm
Minutes – Draft**

In Attendance: Commissioner Erickson, Commissioner Towers, Commissioner Noblet, Chief Walsh and Nicole Hagen

Audience: Assistant Chief Ney, Division Chief Magallon, FF/EMT Boyd, FF/EMT Diffie, FF/EMT McDougald, Mary Kaye Johansen & Kevin Olin

Zoom: Lt. Kalahiki & FF/EMT Husom

I. Call to Order

Commissioner Erickson called the meeting to order at 5:30pm

II. Approval of Agenda

Commissioner Noblet motioned to approve the agenda; Commissioner Towers seconded the motion.

The motion carried unanimously.

III. Public Input

None

IV. Consent Agenda All matters listed within the Consent Agenda have been distributed to each member of South Whidbey Fire/EMS's Board of Commissioners for reading and study. They are considered routine and will be enacted by one motion of the Commissioners with no separate discussion. If a separate discussion is desired, that item may be removed from the Consent Agenda and placed on the Regular Agenda by request.

Approval of Minutes

BVFF Meeting on April 11th

Regular Meeting on April 11th

Finance Reports

Budget Position Report

Check Register

Treasurer's Report

Monthly Vouchers

Dated 4/4/2024 for Payroll EFT in the amount of \$63,290.04

Dated 4/12/2024 for Accounts Payable in the amount of \$51,706.63

Dated 4/18/2024 for Payroll EFT in the amount of \$59,383.73

Dated 4/19/2024 for Payroll EFT in the amount of \$8,729.18

Dated 4/19/2024 for Accounts Payable in the amount of \$24,776.34

Dated 4/26/2024 for Accounts Payable in the amount of \$130,177.14

Dated 4/1-4/30/2024 for Payroll Liabilities in the amount of \$170,625.10

Total Warrants: \$508,688.16

Commissioner Towers motioned to approve the Consent Agenda; Commissioner Noblet seconded the motion.

The motion carried unanimously.

Member Update

New Members:

Division Chief Alex Magallon – previously Lt. at Bremerton.

Barry Pomeroy – return volunteer. Just recently retired from Everett Fire. Already has all fire and EMT certifications.

Kevin Olin – previously a police officer in California before moving to Washington. Already has his EMT license.

Yun Cheng – has lived on South Whidbey for several years. Previously a physician in China and Australia. Will be attending EMT academy this Fall.

Commissioner Noblet motioned to approve the new members; Commissioner Towers seconded the motion.

The motion carried unanimously.

V. Unfinished Business

Policy 1007 Chief Positions – Second Reading

Commissioner Towers motioned to approve Policy 1007 Chief Positions; Commissioner Noblet seconded the motion.

The motion carried unanimously.

VI. New Business

Chief's Report

Chief Walsh went over our call volume for the month of April as well as our 4th, 5th & 6th seat coverage. Chief Walsh also stated that there has been an increase in volunteer participation.

Resolution 2024-09 Surplus Items

Commissioner Noblet motioned to approve Resolution 2024-09 Surplus Items; Commissioner Towers seconded the motion.

The motion carried unanimously.

Amendment to Tender Purchase

Chief Walsh explained that Chief Ney reached out to Cascade Fire to add an additional tender to the agreement and lock in a lower cost. Chief Walsh stated that he has sent the agreement to legal council and hasn't heard back yet.

Commissioner Towers motioned to approve the Amendment to Tender Purchase subject to legal approval; Commissioner Noblet seconded the motion.

The motion carried unanimously.

VII. Announcements

None

VIII. Comments from Commissioners

None

IX. Conclude

Commissioner Noblet motioned to adjourn the meeting; Commissioner Towers seconded the motion.

The motion carried unanimously.

Commissioner Erickson adjourned the Regular Meeting of the Board of Commissioners at 6pm.

Nicole Hagen,
Board Secretary

2024 BUDGET POSITION

South Whidbey Fire EMS

Time: 08:37:25 Date: 06/10/2024

Page: 1

001 General Fund Months: 01 To: 05

	Amt Budgeted	Revenues	Remaining	
--	--------------	----------	-----------	--

308 Beginning Balances

308 41 01 00 Estimated Beginning Balance	0.00	0.00	0.00	0.0%
308 Beginning Balances	0.00	0.00	0.00	0.0%

310 Taxes

311 10 00 00 Property Taxes	6,132,547.68	2,895,473.78	3,237,073.90	47.2%
337 00 00 01 Leasehold Excise Tax	3,000.00	1,380.65	1,619.35	46.0%
337 00 00 02 Timber Tax	0.00	0.00	0.00	0.0%
310 Taxes	6,135,547.68	2,896,854.43	3,238,693.25	47.2%

330 State Generated Revenues

331 97 03 00 FEMA Public Assistance Grant	0.00	0.00	0.00	0.0%
334 01 30 00 WSP Basic FF Academy Reimbursement Program	0.00	0.00	0.00	0.0%
334 01 80 00 State Direct/Indirect Grant From Military Department	0.00	0.00	0.00	0.0%
334 04 90 00 Dept. Of Health EMS Trauma Grant	0.00	766.00	(766.00)	0.0%
337 07 60 00 In-Lieu Tax - Ferries	3,923.00	11,769.30	(7,846.30)	300.0%
337 07 70 00 In-Lieu Tax - School District	1,386.00	0.00	1,386.00	0.0%
337 07 70 02 In-Lieu Tax- South Whidbey Parks	231.67	0.00	231.67	0.0%
330 State Generated Revenues	5,540.67	12,535.30	(6,994.63)	226.2%

340 Charges For Services

341 70 00 00 Sales Of Merchandise	0.00	0.00	0.00	0.0%
342 21 00 00 Hospital Payments For Consumable Supplies	279,055.68	120,872.00	158,183.68	43.3%
340 Charges For Services	279,055.68	120,872.00	158,183.68	43.3%

360 Misc Revenues

361 11 00 01 Investment Interest	30,000.00	11,914.86	18,085.14	39.7%
362 10 00 00 CPR Public Class Registration	4,000.00	3,360.00	640.00	84.0%
362 50 00 00 Lease & Rental Payments	0.00	0.00	0.00	0.0%
367 11 00 01 Donations and Gifts	0.00	800.00	(800.00)	0.0%
369 10 00 00 Sale Of Surplus	0.00	0.00	0.00	0.0%
369 40 00 00 Judgements/Settlements	0.00	0.00	0.00	0.0%
369 91 00 00 Other Revenue	0.00	67,468.77	(67,468.77)	0.0%
360 Misc Revenues	34,000.00	83,543.63	(49,543.63)	245.7%

380 Non Revenues

369 80 00 00 Prior Year(s) Corrections	0.00	0.00	0.00	0.0%
389 90 00 10 Other Custodial Activities	0.00	0.00	0.00	0.0%
380 Non Revenues	0.00	0.00	0.00	0.0%

390 Other Revenues

395 10 00 00 Sale Of Capital Assets	0.00	0.00	0.00	0.0%
-------------------------------------	------	------	------	------

2024 BUDGET POSITION

South Whidbey Fire EMS

Time: 08:37:25 Date: 06/10/2024

Page: 2

001 General Fund Months: 01 To: 05

Revenues	Amt Budgeted	Revenues	Remaining	
----------	--------------	----------	-----------	--

390 Other Revenues

390 Other Revenues	0.00	0.00	0.00	0.0%
--------------------	------	------	------	------

397 Interfund Transfers

397 00 01 03 Transfer from Reserve	0.00	0.00	0.00	0.0%
397 00 01 04 Transfer from Contingency	0.00	0.00	0.00	0.0%
397 22 00 02 Transfer From Capital Fund	0.00	0.00	0.00	0.0%

397 Interfund Transfers	0.00	0.00	0.00	0.0%
-------------------------	------	------	------	------

Fund Revenues:	6,454,144.03	3,113,805.36	3,340,338.67	48.2%
-----------------------	---------------------	---------------------	---------------------	--------------

Expenditures	Amt Budgeted	Expenditures	Remaining	
--------------	--------------	--------------	-----------	--

522 Fire Control

522 22 20 00 Fire Suppression And Emergency Medical Services - Personnel Benefits	0.00	116.10	(116.10)	0.0%
522 45 20 10 Fire Suppression And Emergency Medical Services - Personnel Benefits	0.00	452.15	(452.15)	0.0%
522 45 20 20 L&I/ Unemployment Premiums - Training	0.00	225.81	(225.81)	0.0%
522 50 20 00 Fire Suppression And Emergency Medical Services - Personnel Benefits	0.00	14.98	(14.98)	0.0%

522 Fire Control	0.00	809.04	(809.04)	0.0%
------------------	------	--------	----------	------

010 ADMIN

522 Fire Control

522 10 10 10 Chief's Wages	161,805.00	69,234.54	92,570.46	42.8%
522 10 10 20 Deputy Chiefs' Wages	267,808.15	58,362.54	209,445.61	21.8%
522 10 10 30 Division Chief's Wages	119,876.19	62,078.92	57,797.27	51.8%
522 10 10 40 Administration Wages	210,478.89	81,475.98	129,002.91	38.7%
522 10 10 60 Commissioner's Stipends	36,864.00	4,186.00	32,678.00	11.4%
522 10 15 20 ChiefsDeferred Comp Match	10,989.79	2,520.17	8,469.62	22.9%
522 10 15 21 Admin Deferred Compensation Match	4,209.58	1,076.77	3,132.81	25.6%
522 10 20 10 FICA / Medicare Benefits-Admin	65,659.15	24,987.99	40,671.16	38.1%
522 10 20 20 L&I / Unemployment Premiums-Admin	25,074.39	11,426.26	13,648.13	45.6%
522 10 20 30 Admin Healthcare Benefits/ADD	201,576.72	63,147.24	138,429.48	31.3%
522 10 20 40 Retirement Benefits-ADMIN	49,291.47	10,171.58	39,119.89	20.6%
522 10 20 50 Tuition Reimbursement-Admin	0.00	0.00	0.00	0.0%
522 10 31 10 Office Supplies	5,255.00	1,598.29	3,656.71	30.4%
522 10 31 11 Printing - Newsletter	1,800.00	7,756.11	(5,956.11)	430.9%
522 10 31 12 Maps & Mapping Supplies	100.00	0.00	100.00	0.0%
522 10 31 20 Photographic Supplies	950.00	0.00	950.00	0.0%
522 10 32 10 Fuel - Administration	10,000.00	4,727.13	5,272.87	47.3%
522 10 35 10 Office Equipment	1,700.00	0.00	1,700.00	0.0%
522 10 35 20 Software	1,375.00	0.00	1,375.00	0.0%
522 10 35 30 Computer Hardware	4,705.00	1,780.87	2,924.13	37.9%
522 10 41 10 Legal Services	16,000.00	15,769.50	230.50	98.6%
522 10 41 20 Audit & Review Services	19,000.00	6,839.50	12,160.50	36.0%
522 10 41 30 Consulting Services	73,500.00	30,000.00	43,500.00	40.8%

2024 BUDGET POSITION

South Whidbey Fire EMS

Time: 08:37:25 Date: 06/10/2024

Page: 3

001 General Fund

Months: 01 To: 05

Expenditures	Amt Budgeted	Expenditures	Remaining	
522 Fire Control				
522 10 41 33 Consulting- Website	3,600.00	3,600.00	0.00	100.0%
522 10 41 40 Professional Services	1,000.00	28,568.09	(27,568.09)	2856.8%
522 10 42 10 Postage & Shipping	4,050.00	8,231.67	(4,181.67)	203.3%
522 10 42 20 Internet Connections/Whidbey Telecom	11,400.00	4,658.99	6,741.01	40.9%
522 10 42 30 Cell & Digital Telephones	28,444.00	10,885.47	17,558.53	38.3%
522 10 42 40 Wired Telephones & FAX/Whidbey Telecom	9,024.00	3,754.87	5,269.13	41.6%
522 10 42 50 Alarm Monitoring	625.00	1,142.42	(517.42)	182.8%
522 10 43 01 Admin Ferry Fees	270.00	279.30	(9.30)	103.4%
522 10 43 10 Commissioner Travel	500.00	0.00	500.00	0.0%
522 10 43 20 Career Staff Travel	1,700.00	0.00	1,700.00	0.0%
522 10 44 10 Administrative Advertising	1,500.00	1,101.00	399.00	73.4%
522 10 44 30 Volunteer Recruit./Retention Advertising	1,500.00	364.40	1,135.60	24.3%
522 10 45 10 Admin Equipment Leases	4,543.00	2,412.34	2,130.66	53.1%
522 10 46 10 Liability/Umbrella-Enduris	164,644.05	0.00	164,644.05	0.0%
522 10 47 10 Election Expenses	19,500.00	6,323.01	13,176.99	32.4%
522 10 47 20 Timber Tax	17.90	0.00	17.90	0.0%
522 10 47 30 Clean Water Uility Taxes	454.20	453.93	0.27	99.9%
522 10 48 10 Computer Repair & Maintenance	121,720.00	33,102.14	88,617.86	27.2%
522 10 48 20 Office Equipment Repair & Maintenance	1,290.00	0.00	1,290.00	0.0%
522 10 49 10 Memberships	8,882.00	4,600.00	4,282.00	51.8%
522 10 49 20 Subscriptions	62,964.21	10,878.98	52,085.23	17.3%
522 10 49 30 Information Services	5,588.70	2,461.50	3,127.20	44.0%
522 10 49 40 Software Recurring Licenses	41,303.72	2,510.02	38,793.70	6.1%
522 10 49 50 Investment/Bank Fees	600.00	261.39	338.61	43.6%
522 Fire Control	1,783,139.11	582,728.91	1,200,410.20	32.7%
010 ADMIN	1,783,139.11	582,728.91	1,200,410.20	32.7%

020 FIRE SUPPRESSION

522 Fire Control

522 20 15 10 Volunteer Reimbursement	60,000.00	20,226.33	39,773.67	33.7%
522 20 15 20 Volunteer Deferred Compensation Match	5,000.00	1,338.79	3,661.21	26.8%
522 20 15 30 Volunteer Shift Reimbursement	40,000.00	2,072.60	37,927.40	5.2%
522 20 20 10 FICA/Medicare Benefits-Volunteers	11,092.50	1,812.08	9,280.42	16.3%
522 20 20 31 Accidental Death & Disability - VFIS	5,500.00	0.00	5,500.00	0.0%
522 20 20 32 Disability	2,000.00	0.00	2,000.00	0.0%
522 20 20 35 Volunteer AD&D Insurance	2,000.00	0.00	2,000.00	0.0%
522 20 20 41 Retirement Premium-Board Of Vol. FF's	1,230.00	3,990.00	(2,760.00)	324.4%
522 20 20 42 Retirement Premium-LOSAP	33,000.00	30,376.00	2,624.00	92.0%
522 20 20 50 Tuition Reimbursement-Part Time FFs & Volunteers	0.00	0.00	0.00	0.0%
522 20 23 10 Physicals	10,250.00	1,874.00	8,376.00	18.3%
522 20 23 20 Vaccinations	3,500.00	0.00	3,500.00	0.0%
522 20 23 30 Testing	10,000.00	855.30	9,144.70	8.6%
522 20 23 40 Fitness Equipment	4,614.94	600.00	4,014.94	13.0%
522 20 24 40 Trusteed Plans (WFCA)	1,200.00	666.71	533.29	55.6%
522 20 28 10 Recognition Awards	4,960.00	2,073.33	2,886.67	41.8%
522 20 28 20 Special Recognition & Activities	7,599.00	854.86	6,744.14	11.2%

2024 BUDGET POSITION

South Whidbey Fire EMS

Time: 08:37:25 Date: 06/10/2024

Page: 4

001 General Fund

Months: 01 To: 05

Expenditures	Amt Budgeted	Expenditures	Remaining	
522 Fire Control				
522 20 28 30	Incidents, Special Projects & Out Of Area Meals	2,350.00	0.00	2,350.00 0.0%
522 20 31 10	Fire Operations Supplies	7,270.00	1,901.26	5,368.74 26.2%
522 20 31 11	Fire Rehab Supplies	2,070.00	0.00	2,070.00 0.0%
522 20 31 12	Fire Safety Supplies	450.00	0.00	450.00 0.0%
522 20 31 20	Medical Operations Supplies	16,117.00	4,284.09	11,832.91 26.6%
522 20 31 30	Marine Rescue Operations Supplies	1,531.00	0.00	1,531.00 0.0%
522 20 31 60	Uniforms & Badges	60,165.00	12,090.93	48,074.07 20.1%
522 20 32 10	Fuel - Fire Apparatus	21,450.00	9,645.17	11,804.83 45.0%
522 20 32 20	Fuel - Medical Apparatus	15,000.00	5,991.01	9,008.99 39.9%
522 20 32 30	Fuel - Marine Apparatus	1,700.00	693.34	1,006.66 40.8%
522 20 32 40	Fuel - Technical Rescue Apparatus	500.00	75.96	424.04 15.2%
522 20 34 01	Wildland Food	64.82	0.00	64.82 0.0%
522 20 34 02	Wildland Communication Equipment	1,517.26	0.00	1,517.26 0.0%
522 20 34 03	Wildland Personal Safety Equipment	1,364.95	0.00	1,364.95 0.0%
522 20 34 04	Wildland Equipment and Supplies	31.76	0.00	31.76 0.0%
522 20 35 10	Fire Equipment	52,457.00	20,187.25	32,269.75 38.5%
522 20 35 11	Rehab Equipment	118.00	0.00	118.00 0.0%
522 20 35 12	Fire Safety Equipment	320.00	0.00	320.00 0.0%
522 20 35 20	Medical Equipment	3,700.00	469.49	3,230.51 12.7%
522 20 35 30	Marine Rescue Equipment	5,750.00	572.17	5,177.83 10.0%
522 20 35 40	Technical Rescue Equipment	8,080.00	0.00	8,080.00 0.0%
522 20 35 50	Communications Equipment	10,250.00	2,387.71	7,862.29 23.3%
522 20 35 60	Personal Safety Equipment	56,505.00	25,662.96	30,842.04 45.4%
522 20 41 10	Hose Testing	13,419.00	0.00	13,419.00 0.0%
522 20 41 20	Apparatus Testing/Certification	7,340.00	0.00	7,340.00 0.0%
522 20 41 30	SCBA Flow Testing/Certification	7,912.50	0.00	7,912.50 0.0%
522 20 41 40	Biohazard Waste Disposal	144.00	0.00	144.00 0.0%
522 20 42 10	Dispatch Services	105,053.76	53,023.92	52,029.84 50.5%
522 20 45 10	Operations Equipment Leases	2,500.00	0.00	2,500.00 0.0%
522 20 45 20	Operations Rents And Fees	18,837.51	18,837.41	0.10 100.0%
522 22 10 00	Full Time Firefighter Wages	1,353,407.29	561,982.17	791,425.12 41.5%
522 22 10 01	Authorized Overtime Full Time Firefighters	88,200.00	51,140.73	37,059.27 58.0%
522 22 15 20	Firefighter Deferred Compensation Match	29,568.63	6,074.31	23,494.32 20.5%
522 22 20 10	FICA Medicare Benefits-FT Firefighters	115,361.99	53,730.28	61,631.71 46.6%
522 22 20 20	L&I/ Unemployment Premiums- FT Firefighters	137,681.68	54,509.27	83,172.41 39.6%
522 22 20 30	Full Time Firefighters Healthcare Benefits/AD&D	438,010.20	234,087.19	203,923.01 53.4%
522 22 20 40	Retirement Benefits Full Time Firefighters	78,652.54	57,755.30	20,897.24 73.4%
522 Fire Control		2,866,797.33	1,241,841.92	1,624,955.41 43.3%
020 FIRE SUPPRESSION		2,866,797.33	1,241,841.92	1,624,955.41 43.3%

030 FIRE PREVENTION & INVESTIGATION

522 Fire Control

522 30 31 51	Fire Prevention Supplies	3,075.00	52.20	3,022.80 1.7%
522 30 31 60	Public Education Operating Supplies	12,790.00	2,497.18	10,292.82 19.5%
522 30 31 61	Public Education Equipment	4,000.00	2,138.95	1,861.05 53.5%

2024 BUDGET POSITION

South Whidbey Fire EMS

Time: 08:37:25 Date: 06/10/2024

Page: 5

001 General Fund

Months: 01 To: 05

Expenditures	Amt Budgeted	Expenditures	Remaining	
522 Fire Control				
522 30 32 10 Public Education Fuel	150.00	0.00	150.00	0.0%
522 30 49 00 Special Projects	6,500.00	375.00	6,125.00	5.8%
522 30 49 01 Authorized Overtime-Fire Prevention/Public Education	5,000.00	586.47	4,413.53	11.7%
522 Fire Control	31,515.00	5,649.80	25,865.20	17.9%
030 FIRE PREVENTION & INVESTIGATION	31,515.00	5,649.80	25,865.20	17.9%

045 TRAINING EMPLOYEE

522 Fire Control				
522 45 10 01 Authorized Overtime-Training	36,824.00	5,886.13	30,937.87	16.0%
522 45 31 00 Administration Training Supplies	108.00	0.00	108.00	0.0%
522 45 31 10 Fire Training Supplies	12,213.00	3,364.50	8,848.50	27.5%
522 45 31 20 Medical Training Supplies	4,770.00	0.00	4,770.00	0.0%
522 45 31 21 Medical Training Supplies - WEMSC Grant	554.00	0.00	554.00	0.0%
522 45 31 30 Marine Training Supplies	250.00	0.00	250.00	0.0%
522 45 31 40 Technical Rescue Training Supplies	250.00	0.00	250.00	0.0%
522 45 32 10 Fuel - Training	500.00	35.66	464.34	7.1%
522 45 35 10 Fire Training Equipment	20,000.00	9,845.15	10,154.85	49.2%
522 45 35 20 Medical Training Equipment	705.00	4.23	700.77	0.6%
522 45 35 30 Marine Training Equipment	250.00	0.00	250.00	0.0%
522 45 41 10 Training Professional Services	20,500.00	0.00	20,500.00	0.0%
522 45 43 00 Administrative Training Travel	3,650.00	0.00	3,650.00	0.0%
522 45 43 01 Administrative Lodging & Food	10,000.00	922.51	9,077.49	9.2%
522 45 43 02 Training Ferry Fees	650.00	0.00	650.00	0.0%
522 45 43 10 Fire Training Travel	5,050.00	4,154.68	895.32	82.3%
522 45 43 11 Fire Lodging & Food	11,695.00	2,314.77	9,380.23	19.8%
522 45 43 20 Medical Training Travel	200.00	0.00	200.00	0.0%
522 45 43 21 Medical Lodging & Food	3,600.00	0.00	3,600.00	0.0%
522 45 43 50 Maintenance Training Travel	3,300.00	0.00	3,300.00	0.0%
522 45 43 51 Maintenance Lodging & Food	3,100.00	0.00	3,100.00	0.0%
522 45 49 00 Administration Tuition & Registration	5,050.00	1,980.00	3,070.00	39.2%
522 45 49 10 Fire Tuition & Registration	22,183.00	3,252.14	18,930.86	14.7%
522 45 49 11 Fire Training Projects & Workshops	12,720.00	0.00	12,720.00	0.0%
522 45 49 20 Medical Tuition & Registration	10,990.80	8,737.16	2,253.64	79.5%
522 45 49 21 Medical Training Projects	1,040.00	728.00	312.00	70.0%
522 45 49 30 Marine Tuition & Registration	274.40	0.00	274.40	0.0%
522 45 49 31 Marine Rescue Training Projects	23,500.00	0.00	23,500.00	0.0%
522 45 49 50 Maintenance Tuition & Registration	2,870.95	1,501.00	1,369.95	52.3%
522 45 49 60 Health & Wellness Training - Registration	2,500.00	899.00	1,601.00	36.0%
522 Fire Control	219,298.15	43,624.93	175,673.22	19.9%
045 TRAINING EMPLOYEE	219,298.15	43,624.93	175,673.22	19.9%

050 FACILITIES

522 Fire Control

2024 BUDGET POSITION

South Whidbey Fire EMS

Time: 08:37:25 Date: 06/10/2024

Page: 6

001 General Fund

Months: 01 To: 05

Expenditures	Amt Budgeted	Expenditures	Remaining	
522 Fire Control				
522 50 10 00	Maintenance Employees Wages	166,028.54	69,657.30	96,371.24 42.0%
522 50 10 01	Maintenance Employees Authorized Overtime	4,000.00	0.00	4,000.00 0.0%
522 50 15 20	Maintenance Deferred Compensation Match	3,400.57	347.72	3,052.85 10.2%
522 50 20 10	FICA/Medicare Benefits-Maintenance Employees	13,267.33	6,157.24	7,110.09 46.4%
522 50 20 20	L&I/Unemployment Premiums-Maintenance Employees	7,535.28	1,852.27	5,683.01 24.6%
522 50 20 30	Maintenance Healthcare Benefits/AD&D	78,027.96	33,938.32	44,089.64 43.5%
522 50 20 40	Retirement Benefits-Maintenance Employees	16,203.72	2,132.13	14,071.59 13.2%
522 50 31 10	Janitorial Supplies	4,650.00	1,937.75	2,712.25 41.7%
522 50 31 20	Maintenance Parts & Supplies	8,050.00	1,978.33	6,071.67 24.6%
522 50 32 10	Fuel - Maintenance	2,900.00	475.18	2,424.82 16.4%
522 50 35 10	Small Tools	2,500.00	413.01	2,086.99 16.5%
522 50 35 20	Furnishings	1,400.00	0.00	1,400.00 0.0%
522 50 35 30	Appliances	1,000.00	0.00	1,000.00 0.0%
522 50 41 20	Yard Maintenance	22,584.00	8,358.69	14,225.31 37.0%
522 50 41 30	Building Maintenance Services	31,735.38	11,176.33	20,559.05 35.2%
522 50 45 10	Maintenance Equipment Rental & Leases	6,000.00	3,589.31	2,410.69 59.8%
522 50 47 10	Electricity Consumed	43,685.00	18,789.82	24,895.18 43.0%
522 50 47 20	LPG Gas Consumed	8,010.90	5,517.89	2,493.01 68.9%
522 50 47 30	Water Consumed	5,986.00	2,040.58	3,945.42 34.1%
522 50 47 40	Waste Disposal Used	5,637.92	1,816.57	3,821.35 32.2%
522 50 48 10	Facilities Repair & Maintenance	9,900.00	4,388.20	5,511.80 44.3%
522 Fire Control		442,502.60	174,566.64	267,935.96 39.4%
050 FACILITIES		442,502.60	174,566.64	267,935.96 39.4%

060 VEHICLE & EQUIP MAINTENANCE

522 Fire Control

522 60 43 01	Maintenance Ferry Fees	1,000.00	0.00	1,000.00 0.0%
522 60 48 10	Fire Equipment Repair & Maintenance	28,337.04	15,356.15	12,980.89 54.2%
522 60 48 11	Fire Apparatus Repair & Maintenance	100,000.00	18,526.69	81,473.31 18.5%
522 60 48 12	Administrative Vehicle Repair & Maintenance	12,500.00	10,261.85	2,238.15 82.1%
522 60 48 20	Medical Equipment Repair & Maintenance	797.00	541.82	255.18 68.0%
522 60 48 21	Medical Vehicle Repair & Maintenance	8,400.00	555.89	7,844.11 6.6%
522 60 48 30	Marine Equipment Repair & Maintenance	500.00	16.35	483.65 3.3%
522 60 48 31	Marine Vehicle Repair & Maintenance	20,650.00	5,316.13	15,333.87 25.7%
522 60 48 40	Technical Rescue Equipment Repair & Maintenance	500.00	0.00	500.00 0.0%
522 60 48 41	Technical Rescue Vehicle Repair & Maintenance	950.00	0.00	950.00 0.0%
522 60 48 50	Training Equipment Repair & Maintenance	500.00	0.00	500.00 0.0%
522 60 48 60	Maintenance Equipment Repair & Maintenance	1,750.00	718.77	1,031.23 41.1%
522 60 48 61	Maintenance Vehicle Repair & Maintenance	1,450.00	55.52	1,394.48 3.8%

2024 BUDGET POSITION

South Whidbey Fire EMS

Time: 08:37:25 Date: 06/10/2024

Page: 7

001 General Fund

Months: 01 To: 05

Expenditures	Amt Budgeted	Expenditures	Remaining	
522 Fire Control				
522 60 49 70 Collision/Accident	5,999.98	0.00	5,999.98	0.0%
522 Fire Control	183,334.02	51,349.17	131,984.85	28.0%
060 VEHICLE & EQUIP MAINTENANCE	183,334.02	51,349.17	131,984.85	28.0%

062 CAPITAL FACILITIES

591 Debt Service

591 22 71 01 Principle Payments	200,000.00	0.00	200,000.00	0.0%
592 22 83 01 Interest Payments	120,910.00	0.00	120,910.00	0.0%
591 Debt Service	320,910.00	0.00	320,910.00	0.0%

594 Capital Expenditures

594 22 30 00 Communications Equipment	493,786.00	206,542.73	287,243.27	41.8%
594 22 35 00 Fire Training Equipment- Capital	0.00	0.00	0.00	0.0%
594 22 35 10 Fire Equipment- Capital	108,000.00	107,807.74	192.26	99.8%
594 22 35 12 Fire Safety Equipment - Capital	0.00	0.00	0.00	0.0%
594 22 35 60 Personal Safety Equipment - Capital	0.00	0.00	0.00	0.0%
594 22 42 10 Dispatch Services - Capital	0.00	0.00	0.00	0.0%
594 22 62 11 Station 32-33 Replacement	0.00	0.00	0.00	0.0%
594 22 62 38 Station 32- Upgrade Transfer Switch & 30 KW Generator	0.00	0.00	0.00	0.0%
594 22 63 30 Cultus Bay Radio Tower Site	0.00	0.00	0.00	0.0%
594 22 63 31 Station 31 - 5535 Cameron Road	0.00	0.00	0.00	0.0%
594 22 63 32 Station 32 - 6435 Central Avenue	0.00	0.00	0.00	0.0%
594 22 63 33 Station 33 - 3405 French Road	500.00	0.00	500.00	0.0%
594 22 63 34 Station 34 - 820 Camano Avenue	0.00	0.00	0.00	0.0%
594 22 63 35 Station 35 - 3982 Saratoga Road	750.00	0.00	750.00	0.0%
594 22 63 36 Station 36 - 5579 Bayview Road	27,000.00	0.00	27,000.00	0.0%
594 22 63 37 Maintenance Facility - 2874 Verlane Street	0.00	0.00	0.00	0.0%
594 22 64 03 Medical Equipment- Capital	0.00	0.00	0.00	0.0%
594 22 64 32 Computers / IT Capital	0.00	0.00	0.00	0.0%
594 Capital Expenditures	630,036.00	314,350.47	315,685.53	49.9%
062 CAPITAL FACILITIES	950,946.00	314,350.47	636,595.53	33.1%

064 CAPITAL VEHICLES

594 Capital Expenditures

594 22 48 35 Marine Vehicle Repair- Capital	0.00	0.00	0.00	0.0%
594 22 64 10 Vehicles	0.00	0.00	0.00	0.0%
594 22 64 12 Fire Apparatus	443,080.00	2,451.26	440,628.74	0.6%
594 Capital Expenditures	443,080.00	2,451.26	440,628.74	0.6%
064 CAPITAL VEHICLES	443,080.00	2,451.26	440,628.74	0.6%

2024 BUDGET POSITION

South Whidbey Fire EMS

Time: 08:37:25 Date: 06/10/2024

Page: 8

001 General Fund Months: 01 To: 05

Expenditures	Amt Budgeted	Expenditures	Remaining
--------------	--------------	--------------	-----------

070 OTHER

580 Non Expenditures

588 10 00 00	Prior Period Adjustment	0.00	0.00	0.00	0.0%
589 00 00 10	Non Expenditure - Suspense	0.00	0.00	0.00	0.0%
589 90 00 00	Payroll Deduction Clearing	0.00	61,229.65	(61,229.65)	0.0%
580 Non Expenditures		0.00	61,229.65	(61,229.65)	0.0%

597 Interfund Transfers

597 00 00 02	Transfer To Capital Fund	0.00	0.00	0.00	0.0%
597 00 00 03	Transfer To Reserve Fund	0.00	0.00	0.00	0.0%
597 00 00 04	Transfer To Contingency Fund	0.00	0.00	0.00	0.0%
597 Interfund Transfers		0.00	0.00	0.00	0.0%

070 OTHER	0.00	61,229.65	(61,229.65)		0.0%
------------------	-------------	------------------	--------------------	--	-------------

Fund Expenditures:	6,920,612.21	2,478,601.79	4,442,010.42		35.8%
---------------------------	---------------------	---------------------	---------------------	--	--------------

Fund Excess/(Deficit):	(466,468.18)	635,203.57			
-------------------------------	---------------------	-------------------	--	--	--

2024 BUDGET POSITION

South Whidbey Fire EMS

Time: 08:37:25 Date: 06/10/2024

Page: 9

003 Reserve Fund Months: 01 To: 05

	Amt Budgeted	Revenues	Remaining	
--	--------------	----------	-----------	--

308 Beginning Balances

308 91 10 00 Estimated Beginning Balance	344,242.22	53,603.24	290,638.98	15.6%
308 Beginning Balances	344,242.22	53,603.24	290,638.98	15.6%

360 Misc Revenues

361 11 00 02 Investment Interest	500.00	89.89	410.11	18.0%
360 Misc Revenues	500.00	89.89	410.11	18.0%

397 Interfund Transfers

397 00 00 03 Transfer From General Fund	0.00	0.00	0.00	0.0%
397 Interfund Transfers	0.00	0.00	0.00	0.0%

Fund Revenues:	344,742.22	53,693.13	291,049.09	15.6%
-----------------------	-------------------	------------------	-------------------	--------------

	Amt Budgeted	Expenditures	Remaining	
--	--------------	--------------	-----------	--

597 Interfund Transfers

597 00 01 03 Transfer from Reserve to General	0.00	0.00	0.00	0.0%
597 Interfund Transfers	0.00	0.00	0.00	0.0%

Fund Expenditures:	0.00	0.00	0.00	0.0%
---------------------------	-------------	-------------	-------------	-------------

Fund Excess/(Deficit):	344,742.22	53,693.13		
-------------------------------	-------------------	------------------	--	--

2024 BUDGET POSITION

South Whidbey Fire EMS

Time: 08:37:25 Date: 06/10/2024

Page: 10

004 Contingency Fund Months: 01 To: 05

	Amt Budgeted	Revenues	Remaining	
--	--------------	----------	-----------	--

308 Beginning Balances

308 91 11 00 Estimated Beginning Balance	170,707.41	171,939.83	(1,232.42)	100.7%
308 Beginning Balances	170,707.41	171,939.83	(1,232.42)	100.7%

360 Misc Revenues

361 11 00 03 Investment Interest	1,500.00	288.33	1,211.67	19.2%
360 Misc Revenues	1,500.00	288.33	1,211.67	19.2%

397 Interfund Transfers

397 00 00 04 Transfer From General Fund	0.00	0.00	0.00	0.0%
397 Interfund Transfers	0.00	0.00	0.00	0.0%

Fund Revenues:	172,207.41	172,228.16	(20.75)	100.0%
-----------------------	-------------------	-------------------	----------------	---------------

	Amt Budgeted	Expenditures	Remaining	
--	--------------	--------------	-----------	--

597 Interfund Transfers

597 00 01 04 Transfer from Contingency to General	0.00	0.00	0.00	0.0%
597 Interfund Transfers	0.00	0.00	0.00	0.0%

Fund Expenditures:	0.00	0.00	0.00	0.0%
---------------------------	-------------	-------------	-------------	-------------

Fund Excess/(Deficit):	172,207.41	172,228.16		
-------------------------------	-------------------	-------------------	--	--

2024 BUDGET POSITION

South Whidbey Fire EMS

Time: 08:37:25 Date: 06/10/2024

Page: 11

300 General Investment Fund Months: 01 To: 05

	Amt Budgeted	Revenues	Remaining	
--	--------------	----------	-----------	--

308 Beginning Balances

308 41 00 00 Estimated Beginning Balance	1,260,720.92	2,986,460.34	(1,725,739.42)	236.9%
308 Beginning Balances	1,260,720.92	2,986,460.34	(1,725,739.42)	236.9%

397 Interfund Transfers

397 00 00 02 Transfer From General Fund	0.00	0.00	0.00	0.0%
397 Interfund Transfers	0.00	0.00	0.00	0.0%

Fund Revenues:	1,260,720.92	2,986,460.34	(1,725,739.42)	236.9%
-----------------------	---------------------	---------------------	-----------------------	---------------

	Amt Budgeted	Expenditures	Remaining	
--	--------------	--------------	-----------	--

999 Ending Balance

508 41 00 00 Ending Balance	0.00	0.00	0.00	0.0%
999 Ending Balance	0.00	0.00	0.00	0.0%

070 OTHER

597 Interfund Transfers

597 22 00 02 Transfer To General Fund	0.00	0.00	0.00	0.0%
597 Interfund Transfers	0.00	0.00	0.00	0.0%

070 OTHER	0.00	0.00	0.00	0.0%
------------------	-------------	-------------	-------------	-------------

Fund Expenditures:	0.00	0.00	0.00	0.0%
---------------------------	-------------	-------------	-------------	-------------

Fund Excess/(Deficit):	1,260,720.92	2,986,460.34		
-------------------------------	---------------------	---------------------	--	--

2024 BUDGET POSITION TOTALS

South Whidbey Fire EMS

Months: 01 To: 05

Time: 08:37:25 Date: 06/10/2024

Page: 12

Fund	Revenue Budgeted	Received		Expense Budgeted	Spent	
001 General Fund	6,454,144.03	3,113,805.36	48.2%	6,920,612.21	2,478,601.79	36%
003 Reserve Fund	344,742.22	53,693.13	15.6%	0.00	0.00	0%
004 Contingency Fund	172,207.41	172,228.16	100.0%	0.00	0.00	0%
300 General Investment Fund	1,260,720.92	2,986,460.34	236.9%	0.00	0.00	0%
	<u>8,231,814.58</u>	<u>6,326,186.99</u>	<u>76.9%</u>	<u>6,920,612.21</u>	<u>2,478,601.79</u>	<u>35.8%</u>

CHECK REGISTER

South Whidbey Fire EMS

Time: 08:35:55 Date: 06/10/2024

05/01/2024 To: 05/31/2024

Page: 1

Trans	Date	Type	Acct #	Chk #	Claimant	Amount	Memo
653	05/07/2024	Payroll	1	EFT	Internal Revenue Service		Incorrect amount
654	05/07/2024	Payroll	1	EFT	Internal Revenue Service	25,640.50	941 Deposit for Pay Cycle(s) 05/02/2024 - 05/02/2024
805	05/29/2024	Claims	1	EFT	PERS & LEOFF Interest	56.72	PERS & LEOFF Interest
836	05/31/2024	Payroll	1	EFT	Internal Revenue Service	28,896.04	941 Deposit for Pay Cycle(s) 05/30/2024 - 05/30/2024
837	05/13/2024	Payroll	1	EFT	Internal Revenue Service	24,578.69	941 Deposit for Pay Cycle(s) 05/16/2024 - 05/16/2024
838	05/14/2024	Payroll	1	EFT	Internal Revenue Service	374.80	941 Deposit for Pay Cycle(s) 05/17/2024 - 05/17/2024
663	05/03/2024	Claims	1	663200	Amazon Capital Services	45.67	Inv. #1GP9-HJW4-D77T
664	05/03/2024	Claims	1	663201	Bound Tree Medical, LLC.	230.85	Inv. #85325326
665	05/03/2024	Claims	1	663202	Canon Financial Services, Inc.	263.16	Inv. #32410275
666	05/03/2024	Claims	1	663203	Concentra	1,044.00	Inv. #82830213
667	05/03/2024	Claims	1	663204	Day Wireless Systems	261.12	Inv. #INV799205
668	05/03/2024	Claims	1	663205	Freeland Water District	133.75	Acct. #77466
669	05/03/2024	Claims	1	663206	Health & Safety Institute HSI	15.42	Inv. #2014427
670	05/03/2024	Claims	1	663207	Kroesen's Uniform Company	716.88	Inv. #8483
671	05/03/2024	Claims	1	663208	Puget Sound Energy	1,032.14	Acct. #200010928238, 200010928691 & 220008900312
672	05/03/2024	Claims	1	663209	T-Mobile	281.82	ACCT.#972274840
673	05/02/2024	Claims	1	663210	Charles C. Baker	149.84	Replace 8.10.2023 ck #662590 never issued
674	05/02/2024	Claims	1	663211	Anne M Collins	250.03	Replace 8.10.2023 ck #662591 never issued
675	05/02/2024	Claims	1	663212	Tom P Gideon	271.97	Replace 8.10.2023 ck #662592 never issued
676	05/02/2024	Claims	1	663213	Robert Hinkelman	48.03	Replace 8.10.2023 ck #662593 never issued
677	05/02/2024	Claims	1	663214	Mari St Amand	26.78	Replace 8.10.2023 ck #662594 never issued
678	05/02/2024	Claims	1	663215	Carson Wrightson	36.01	Replace 8.10.2023 ck #662595 never issued
684	05/10/2024	Claims	1	663216	Bound Tree Medical, LLC.	700.27	Inv. #85278094 & 85283789
685	05/10/2024	Claims	1	663217	Cascade Fire & Safety	1,786.20	Inv. #2667753
686	05/10/2024	Claims	1	663218	Corey Oil & Propane, LLC	502.44	Inv. #101662
687	05/10/2024	Claims	1	663219	Electronic Business Machines	447.77	Inv. #AR275956
688	05/10/2024	Claims	1	663220	FirstNet - AT&T MOBILITY	1,818.07	Inv. #287296038392X04272024
689	05/10/2024	Claims	1	663221	Arthur Fleming	193.36	Boot Reimbursement
690	05/10/2024	Claims	1	663222	Robert Husom	173.93	FDIC Reimbursement
691	05/10/2024	Claims	1	663223	Island Disposal, Inc.	365.20	Inv. #8070718S144, 8070205S144 & 8070263S144
692	05/10/2024	Claims	1	663224	McGavick Graves, P.S.	483.00	Inv. #40035
693	05/10/2024	Claims	1	663225	Mukilteo Coffee Co.	31.20	Inv. #674950 & 675024
694	05/10/2024	Claims	1	663226	Orca Information INC	110.00	Inv. #38781
695	05/10/2024	Claims	1	663227	Puget Sound Energy	810.46	Acct. #220017845409 & 220008899761
696	05/10/2024	Claims	1	663228	Sebo's Do-it Center	57.71	Account #13000
697	05/10/2024	Claims	1	663229	US Bank Visa	11,201.33	April Statement
729	05/17/2024	Payroll	1	663230	Charles C. Baker	6.81	Q1 2024 Vol. Pts. Correction
756	05/17/2024	Payroll	1	663233	Carson Wrightson	36.01	Q1 2024 Vol. Pts. Correction
757	05/17/2024	Payroll	1	663234	Arthur Fleming	48.03	Q1 2024 Vol. Pts. Correction
758	05/17/2024	Claims	1	663235	Clinton Water District	94.63	Acct. #68 & Acct. #134
759	05/17/2024	Claims	1	663236	Freeland Ace Hardware	20.67	Inv. #135370
760	05/17/2024	Claims	1	663237	Health & Safety Institute HSI	138.75	Inv. #2021964, 2020078 & 2017804
761	05/17/2024	Claims	1	663238	IQ Direct, Gerald J. Pilolla	10,425.63	Inv. #6700 & 6701
762	05/17/2024	Claims	1	663239	ISOsource	3,411.58	Inv. #CW295277 & CW295278

CHECK REGISTER

South Whidbey Fire EMS

Time: 08:35:55 Date: 06/10/2024

05/01/2024 To: 05/31/2024

Page: 2

Trans	Date	Type	Acct #	Chk #	Claimant	Amount	Memo
763	05/17/2024	Claims	1	663240	Island Auto Supply	57.97	Inv. #705895
764	05/17/2024	Claims	1	663241	L.N. Curtis & Sons	586.03	Inv. #INV819697
765	05/17/2024	Claims	1	663242	LLPA	6,000.00	Inv. #SW-0524
766	05/17/2024	Claims	1	663243	Les Schwab Tire	2,799.68	Inv. #41300444562
767	05/17/2024	Claims	1	663244	Naomi's Self Serve	137.33	Acct. #820
768	05/17/2024	Claims	1	663245	PNW Engravings	282.31	Inv. # 240405 & 240418
769	05/17/2024	Claims	1	663246	Positive Promotions, Inc.	1,139.82	Inv. #07372016
770	05/17/2024	Claims	1	663247	Puget Sound Energy	1,600.92	Acct. #220017726922 & 200013858705
771	05/17/2024	Claims	1	663248	Saratoga Water District	80.00	Acct. #20320
772	05/17/2024	Claims	1	663249	SeaWestern Fire Apparatus & Equip.	3,479.78	Inv. # INV31946 & INV32024
773	05/17/2024	Claims	1	663250	Snure Law Office, PSC	224.00	Inv. #05012024
774	05/17/2024	Claims	1	663251	Sound Business Center	293.13	Inv. #206157
775	05/17/2024	Claims	1	663252	Vistaire Water System	96.58	Acct. # R32917-193-1000
776	05/17/2024	Claims	1	663253	WA State Ferries	50.00	Inv. # RK424349
777	05/17/2024	Claims	1	663254	Whidbey Telecom	1,251.52	Acct. #119643
731	05/17/2024	Payroll	1	663255	Anne M Collins	70.81	Q1 2024 Vol. Pts. Correction
750	05/17/2024	Payroll	1	663256	Mari St Amand	6.69	Q1 2024 Vol. Pts. Correction
483	05/24/2024	Payroll	1	663258	Trusteed Plans Service Corp.	49,281.00	Pay Cycle(s) 04/04/2024 To 04/04/2024 - Medical/Dental; Pay Cycle(s) 12/01/2024 To 12/31/2024 - Life Insurance
808	05/24/2024	Payroll	1	663259	Aflac	1,527.30	Pay Cycle(s) 03/01/2024 To 03/31/2024 - AFLAC (Post-Tax)
839	05/31/2024	Claims	1	663260	Robert Coleman Absolute Pest Control	596.20	Inv. #15623
840	05/31/2024	Claims	1	663261	All Whidbey Topsoil & Construction Inc.	183.88	Inv. #202489
841	05/31/2024	Claims	1	663262	Amazon Capital Services	2,951.37	Inv. #1FXV-KMGT-C7NV, 1WXQ-CYMV-1XHD, 1PQ9-DNHY-KLQN, 11H9-NHY9-D3Q1, 14YR-NRN1-W9PK & 1CN3-NDG3-PPCK
842	05/31/2024	Claims	1	663263	Board of Volunteer Firefighters	120.00	Inv. # 05292024
843	05/31/2024	Claims	1	663264	Bound Tree Medical, LLC.	370.78	Inv. #85346268,85343308, 85346269, 85358022 & 85350907
844	05/31/2024	Claims	1	663265	Canon Financial Services, Inc.	263.16	Inv. #32577165
845	05/31/2024	Claims	1	663266	Day Wireless Systems	466.31	Inv. #INV824143
846	05/31/2024	Claims	1	663267	Fed Ex	38.43	Inv. #843169976 & 844670078
847	05/31/2024	Claims	1	663268	Freeland Chamber of Commerce	125.00	Inv. #2024-0618
848	05/31/2024	Claims	1	663269	G12 Communications LLC	430.26	Inv. #140010
849	05/31/2024	Claims	1	663270	BMO Harris Bank, N.A. Galls	882.90	Inv. #027966353 & 027901665
850	05/31/2024	Claims	1	663271	Health & Safety Institute HSI	61.67	Inv. #2029715, 2029371 & 2027900
851	05/31/2024	Claims	1	663272	Jodi Hinkelman	489.50	Inv. #3663
852	05/31/2024	Claims	1	663273	I-COM	26,511.96	Inv. #Q3 2024-10
853	05/31/2024	Claims	1	663274	ISOsource	6,746.65	Inv. #CW295977, CW295506 & CW295499
854	05/31/2024	Claims	1	663275	Kroesen's Uniform Company	220.05	Inv. #8484 & 9117
855	05/31/2024	Claims	1	663276	Langley, City of	355.33	Acct. #1171.1
856	05/31/2024	Claims	1	663277	Mukilteo Coffee Co.	46.80	Inv. #675251, 675092 & 675184
857	05/31/2024	Claims	1	663278	Plante Moran	5,125.00	Inv. #10196387
858	05/31/2024	Claims	1	663279	Port Townsend Shipwrights	4,158.98	Inv. #26449
859	05/31/2024	Claims	1	663280	South Whidbey School District #206	3,027.20	Inv. #Fire-2024-08
860	05/31/2024	Claims	1	663281	Three Men and a Mower	1,537.95	Inv. #42528

CHECK REGISTER

South Whidbey Fire EMS

Time: 08:35:55 Date: 06/10/2024

05/01/2024 To: 05/31/2024

Page: 3

Trans	Date	Type	Acct #	Chk #	Claimant	Amount	Memo
861	05/31/2024	Claims	1	663282	Whidbey Island Fair	375.00	Inv. #05312024
863	05/31/2024	Payroll	1	663283	South Whidbey Firefighters Union	347.40	Pay Cycle(s) 05/01/2024 To 05/31/2024 - FF Union Dues
864	05/31/2024	Payroll	1	663284	South Whidbey Firefighters Union	2,144.70	Pay Cycle(s) 05/01/2024 To 05/31/2024 - FF Association Dues
865	05/31/2024	Payroll	1	663285	Trusteed Plans Service Corp.	26,599.85	Pay Cycle(s) 05/01/2024 To 05/31/2024 - Medical/Dental
866	05/31/2024	Payroll	1	663286	Vimly Benefits Solutions	4,648.80	Pay Cycle(s) 03/01/2024 To 05/31/2024 - IAFF MERP Dues
630	05/02/2024	Payroll	10	EFT	Blake Benenati	2,073.76	Apr12-Apr26 Payroll
631	05/02/2024	Payroll	10	EFT	Brian Boyd	2,672.01	Apr12-Apr26 Payroll
632	05/02/2024	Payroll	10	EFT	Chavo Camargo	2,040.84	Apr12-Apr26 Payroll
633	05/02/2024	Payroll	10	EFT	Ian G Carter	2,869.31	Apr12-Apr26 Payroll
634	05/02/2024	Payroll	10	EFT	Katheryne Crowe	3,440.66	Apr12-Apr26 Payroll
635	05/02/2024	Payroll	10	EFT	Karley Diffie	2,391.81	Apr12-Apr26 Payroll
636	05/02/2024	Payroll	10	EFT	Joseph M Dilley	3,842.84	Apr12-Apr26 Payroll
637	05/02/2024	Payroll	10	EFT	Jake D Greve	1,748.91	Apr12-Apr26 Payroll
638	05/02/2024	Payroll	10	EFT	Nicole Hagen	963.09	Apr12-Apr26 Payroll
639	05/02/2024	Payroll	10	EFT	Robert Husom	2,654.01	Apr12-Apr26 Payroll
640	05/02/2024	Payroll	10	EFT	Mary Kaye Johansen	1,773.16	Apr12-Apr26 Payroll
641	05/02/2024	Payroll	10	EFT	Leah Kalahiki	2,840.06	Apr12-Apr26 Payroll
642	05/02/2024	Payroll	10	EFT	Vicki Lange	2,904.00	Apr12-Apr26 Payroll
643	05/02/2024	Payroll	10	EFT	Peter Lund	2,566.91	Apr12-Apr26 Payroll
644	05/02/2024	Payroll	10	EFT	Sean C McDougald	2,197.47	Apr12-Apr26 Payroll
645	05/02/2024	Payroll	10	EFT	Alexandra McMahan	3,065.86	Apr12-Apr26 Payroll
646	05/02/2024	Payroll	10	EFT	Terrence Ney	3,496.11	Apr12-Apr26 Payroll
647	05/02/2024	Payroll	10	EFT	Steven S Osborne	2,017.65	Apr12-Apr26 Payroll
648	05/02/2024	Payroll	10	EFT	Lewis J Townsend	2,295.35	Apr12-Apr26 Payroll
649	05/02/2024	Payroll	10	EFT	Christopher Turner	2,460.86	Apr12-Apr26 Payroll
650	05/02/2024	Payroll	10	EFT	Cooper Ullmann	3,027.21	Apr12-Apr26 Payroll
651	05/02/2024	Payroll	10	EFT	Nicholas S Walsh	3,754.10	Apr12-Apr26 Payroll
652	05/02/2024	Payroll	10	EFT	Carlee Wilkie	3,889.69	Apr12-Apr26 Payroll
701	05/16/2024	Payroll	10	EFT	Blake Benenati	2,115.36	Apr26-May10 Payroll
702	05/16/2024	Payroll	10	EFT	Brian Boyd	2,904.79	Apr26-May10 Payroll
703	05/16/2024	Payroll	10	EFT	Chavo Camargo	2,017.58	Apr26-May10 Payroll
704	05/16/2024	Payroll	10	EFT	Ian G Carter	2,869.31	Apr26-May10 Payroll
705	05/16/2024	Payroll	10	EFT	Katheryne Crowe	2,480.84	Apr26-May10 Payroll
706	05/16/2024	Payroll	10	EFT	Karley Diffie	2,394.61	Apr26-May10 Payroll
707	05/16/2024	Payroll	10	EFT	Joseph M Dilley	3,842.84	Apr26-May10 Payroll
708	05/16/2024	Payroll	10	EFT	Savannah Erickson	627.56	Apr26-May10 Payroll
709	05/16/2024	Payroll	10	EFT	Jake D Greve	1,741.73	Apr26-May10 Payroll
710	05/16/2024	Payroll	10	EFT	Nicole Hagen	982.24	Apr26-May10 Payroll
711	05/16/2024	Payroll	10	EFT	Robert Husom	2,521.32	Apr26-May10 Payroll
712	05/16/2024	Payroll	10	EFT	Mary Kaye Johansen	1,773.34	Apr26-May10 Payroll
713	05/16/2024	Payroll	10	EFT	Leah Kalahiki	2,861.30	Apr26-May10 Payroll
714	05/16/2024	Payroll	10	EFT	Vicki Lange	2,723.04	Apr26-May10 Payroll
715	05/16/2024	Payroll	10	EFT	Peter Lund	2,343.70	Apr26-May10 Payroll
716	05/16/2024	Payroll	10	EFT	Alexander M Magallon	1,953.48	Apr26-May10 Payroll
717	05/16/2024	Payroll	10	EFT	Sean C McDougald	2,524.79	Apr26-May10 Payroll
718	05/16/2024	Payroll	10	EFT	Alexandra McMahan	2,779.98	Apr26-May10 Payroll
719	05/16/2024	Payroll	10	EFT	Terrence Ney	3,497.36	Apr26-May10 Payroll
720	05/16/2024	Payroll	10	EFT	Michael W Noblet	330.38	Apr26-May10 Payroll
721	05/16/2024	Payroll	10	EFT	Steven S Osborne	2,037.62	Apr26-May10 Payroll
722	05/16/2024	Payroll	10	EFT	James A. Towers	535.42	Apr26-May10 Payroll
723	05/16/2024	Payroll	10	EFT	Lewis J Townsend	2,012.35	Apr26-May10 Payroll
724	05/16/2024	Payroll	10	EFT	Christopher Turner	2,128.44	Apr26-May10 Payroll
725	05/16/2024	Payroll	10	EFT	Cooper Ullmann	2,483.66	Apr26-May10 Payroll

CHECK REGISTER

South Whidbey Fire EMS

Time: 08:35:55 Date: 06/10/2024

05/01/2024 To: 05/31/2024

Page: 4

Trans	Date	Type	Acct #	Chk #	Claimant	Amount	Memo
726	05/16/2024	Payroll	10	EFT	Nicholas S Walsh	3,639.13	Apr26-May10 Payroll
727	05/16/2024	Payroll	10	EFT	Carlee Wilkie	2,726.26	Apr26-May10 Payroll
728	05/17/2024	Payroll	10	EFT	Karen Arndt	12.00	Q1 2024 Vol. Pts. Correction
730	05/17/2024	Payroll	10	EFT	Jerry D. Beck		Q1 2024 Vol. Pts. Correction
732	05/17/2024	Payroll	10	EFT	Taylor T Crowe	12.46	Q1 2024 Vol. Pts. Correction
733	05/17/2024	Payroll	10	0	Arthur Fleming		Deleted Payroll Entry - Mary.Kaye
734	05/17/2024	Payroll	10	EFT	Jon Gabelein	196.37	Q1 2024 Vol. Pts. Correction
735	05/17/2024	Payroll	10	EFT	Nicole Hagen	81.04	Q1 2024 Vol. Pts. Correction
736	05/17/2024	Payroll	10	EFT	Traci L Haynie	43.38	Q1 2024 Vol. Pts. Correction
737	05/17/2024	Payroll	10	EFT	Nina Holmstrom	51.02	Q1 2024 Vol. Pts. Correction
738	05/17/2024	Payroll	10	EFT	Cory S Jennings	75.75	Q1 2024 Vol. Pts. Correction
739	05/17/2024	Payroll	10	EFT	Sarah M Ledoux	34.58	Q1 2024 Vol. Pts. Correction
740	05/17/2024	Payroll	10	EFT	Patricia J McMahon	30.77	Q1 2024 Vol. Pts. Correction
741	05/17/2024	Payroll	10	EFT	Thomas T. Peterson	54.39	Q1 2024 Vol. Pts. Correction
742	05/17/2024	Payroll	10	EFT	Rebekah A Pomeroy	17.60	Q1 2024 Vol. Pts. Correction
743	05/17/2024	Payroll	10	EFT	Riley Pomeroy	66.03	Q1 2024 Vol. Pts. Correction
744	05/17/2024	Payroll	10	EFT	Suzanne E Reynolds	21.01	Q1 2024 Vol. Pts. Correction
745	05/17/2024	Payroll	10	EFT	Neil A Rixe	15.00	Q1 2024 Vol. Pts. Correction
746	05/17/2024	Payroll	10	EFT	Dillon K Rogers	8.68	Q1 2024 Vol. Pts. Correction
747	05/17/2024	Payroll	10	EFT	Paul H Shimada	46.37	Q1 2024 Vol. Pts. Correction
748	05/17/2024	Payroll	10	EFT	Jeffrey W. Simmons	15.00	Q1 2024 Vol. Pts. Correction
749	05/17/2024	Payroll	10	EFT	Melissa Simmons	97.13	Q1 2024 Vol. Pts. Correction
751	05/17/2024	Payroll	10	EFT	Rowen E Stephens	15.00	Q1 2024 Vol. Pts. Correction
752	05/17/2024	Payroll	10	EFT	Marc G Swenson	25.39	Q1 2024 Vol. Pts. Correction
753	05/17/2024	Payroll	10	EFT	Teresa Welch	42.02	Q1 2024 Vol. Pts. Correction
754	05/17/2024	Payroll	10	EFT	Andrew D Wiener	738.63	Q1 2024 Vol. Pts. Correction
755	05/17/2024	Payroll	10	EFT	Cody Wilkie	42.83	Q1 2024 Vol. Pts. Correction
812	05/30/2024	Payroll	10	EFT	Blake Benenati	2,584.96	May10-May24 Payroll
813	05/30/2024	Payroll	10	EFT	Brian Boyd	3,343.07	May10-May24 Payroll
814	05/30/2024	Payroll	10	EFT	Chavo Camargo	2,265.83	May10-May24 Payroll
815	05/30/2024	Payroll	10	EFT	Ian G Carter	2,872.19	May10-May24 Payroll
816	05/30/2024	Payroll	10	EFT	Katheryne Crowe	2,474.38	May10-May24 Payroll
817	05/30/2024	Payroll	10	EFT	Karley Diffie	4,106.64	May10-May24 Payroll
818	05/30/2024	Payroll	10	EFT	Joseph M Dilley	3,844.76	May10-May24 Payroll
819	05/30/2024	Payroll	10	EFT	Jake D Greve	1,735.08	May10-May24 Payroll
820	05/30/2024	Payroll	10	EFT	Nicole Hagen	918.90	May10-May24 Payroll
821	05/30/2024	Payroll	10	EFT	Robert Husom	4,030.37	May10-May24 Payroll
822	05/30/2024	Payroll	10	EFT	Mary Kaye Johansen	1,773.13	May10-May24 Payroll
823	05/30/2024	Payroll	10	EFT	Leah Kalahiki	3,486.26	May10-May24 Payroll
824	05/30/2024	Payroll	10	EFT	Vicki Lange	2,721.47	May10-May24 Payroll
825	05/30/2024	Payroll	10	EFT	Peter Lund	2,806.17	May10-May24 Payroll
826	05/30/2024	Payroll	10	EFT	Alexander M Magallon	3,280.56	May10-May24 Payroll
827	05/30/2024	Payroll	10	EFT	Sean C McDougald	2,814.10	May10-May24 Payroll
828	05/30/2024	Payroll	10	EFT	Alexandra McMahon	2,868.40	May10-May24 Payroll
829	05/30/2024	Payroll	10	EFT	Terrence Ney	3,501.24	May10-May24 Payroll
830	05/30/2024	Payroll	10	EFT	Steven S Osborne	2,109.58	May10-May24 Payroll
831	05/30/2024	Payroll	10	EFT	Lewis J Townsend	2,104.81	May10-May24 Payroll
832	05/30/2024	Payroll	10	EFT	Christopher Turner	2,473.05	May10-May24 Payroll
833	05/30/2024	Payroll	10	EFT	Cooper Ullmann	2,155.18	May10-May24 Payroll
834	05/30/2024	Payroll	10	EFT	Nicholas S Walsh	3,746.06	May10-May24 Payroll
835	05/30/2024	Payroll	10	EFT	Carlee Wilkie	3,046.28	May10-May24 Payroll

001 General Fund

465,646.29

Claims: 110,799.84
 Payroll: 354,846.45

CHECK REGISTER

South Whidbey Fire EMS

Time: 08:35:55 Date: 06/10/2024

05/01/2024 To: 05/31/2024

Page: 5

Trans Date Type Acct # Chk # Claimant Amount Memo

CERTIFICATION: I, the undersigned do hereby certify under penalty of perjury, that the materials have been furnished, the services rendered or the labor performed as described and that the claim is a due and unpaid obligation against South Whidbey Island Fire/EMS and that I am authorized to authenticate and certify to said claim.

Auditing Officer _____ Date: _____

Auditing Officer _____ Date: _____

TREASURER'S REPORT

Fund Totals

South Whidbey Fire EMS

04/01/2024 To: 04/30/2024

Time: 08:36:42 Date: 06/10/2024

Page: 1

Fund	Previous Balance	Revenue	Expenditures	Ending Balance	Claims Clearing	Payroll Clearing	Outstanding Deposits	Adjusted Ending Balance
001 General Fund	-723,036.33	2,281,828.80	508,899.81	1,049,892.66	136,671.37	65,706.93	74.74	1,252,345.70*
003 Reserve Fund	53,693.13	0.00		53,693.13	0.00	0.00	0.00	53,693.13
004 Contingency Fund	172,228.16	0.00		172,228.16	0.00	0.00	0.00	172,228.16
300 General Investment Fund	2,986,460.34	0.00		2,986,460.34	0.00	0.00	0.00	2,986,460.34
	<u>2,489,345.30</u>	<u>2,281,828.80</u>	<u>508,899.81</u>	4,262,274.29	<u>136,671.37</u>	<u>65,706.93</u>	<u>74.74</u>	4,464,727.33

TREASURER'S REPORT

Account Totals

South Whidbey Fire EMS

04/01/2024 To: 04/30/2024

Time: 08:36:42 Date: 06/10/2024

Page: 2

Cash Accounts	Beg Balance	Deposits	Withdrawals	Ending	Outstanding Rec	Outstanding Exp	Adj Balance
1 General Fund-Island County Mai	555,110.32	2,284,866.49	513,478.99	2,326,497.82	0.00	202,138.19	2,528,636.01
5 Capital Reserve Investment	1,708,387.51	0.00	0.00	1,708,387.51	0.00	0.00	1,708,387.51
7 Keybank (Direct Deposit)	95.53	0.00	0.00	95.53	0.00	0.00	95.53
10 Heritage (Direct Deposit)	-169.35	131,825.27	130,283.74	1,372.18	0.00	314.85	1,687.03
11 Reserve Fund	53,693.13	0.00	0.00	53,693.13	0.00	0.00	53,693.13
12 Contingency Fund	172,228.16	0.00	0.00	172,228.16	0.00	0.00	172,228.16
Total Cash:	2,489,345.30	2,416,691.76	643,762.73	4,262,274.33	0.00	202,453.04	4,464,727.37
	2,489,345.30	2,416,691.76	643,762.73	4,262,274.33	0.00	202,453.04	4,464,727.37

TREASURER'S REPORT

Outstanding Vouchers

South Whidbey Fire EMS

04/01/2024 To: 04/30/2024

As Of: 04/30/2024 Date: 06/10/2024

Time: 08:36:42 Page: 3

Year	Trans#	Date	Type	Acct#	War#	Vendor	Amount	Memo
2024	700	03/18/2024	Payroll	1	EFT	WA D/Retirement Systems	18,176.43	Pay Cycle(s) 01/01/2024 To 01/31/2024 - LEOFF 2
2024	241	02/14/2024	Payroll	1	EFT	WA D/Retirement Systems	28,152.89	Pay Cycle(s) 05/01/2023 To 05/31/2023 - PERS 2; Pay Cycle(s) 06/01/2023 To 06/30/2023 - LEOFF 2; Pay Cycle(s) 06/01/2023 To 06/30/2023 - PERS 2; Pay Cycle(s) 07/01/2023 To 07/31/2023 - LEOFF 2; Pay Cy
2024	203	02/07/2024	Payroll	1	EFT	WA D/Retirement Systems	11,934.97	Pay Cycle(s) 11/16/2023 To 11/16/2023 - DEFERRED COMP; Pay Cycle(s) 11/30/2023 To 11/30/2023 - DEFERRED COMP; Pay Cycle(s) 12/14/2023 To 12/14/2023 - DEFERRED COMP; Pay Cycle(s) 12/28/2023 To 12/28/20
2022	1022	08/11/2022	Payroll	1	661596	Lianne Kniest	36.01	Q2 Volunteer Points
2022	1069	08/10/2022	Claims	1	661605	Champion Bolt & Supply Inc	45.80	INV #750665
2022	1145	08/24/2022	Claims	1	661663	Cooper Ullman	20.00	Fair Meal Reimbursement
2023	45	01/19/2023	Claims	1	662117	Nicole Hagen	300.00	Boot Reimbursement
2023	550	05/04/2023	Payroll	1	662325	Kirsti Ranta	73.88	April 18- April 28 Payroll
2023	566	05/04/2023	Payroll	1	662327	Carson Wrightson	12.00	April 18- April 28 Payroll
2023	970	07/20/2023	Claims	1	662517	Health & Safety Institute HSI	43.21	Inv. #1834113
2023	1074	08/10/2023	Payroll	1	662590	Charles C. Baker	149.84	July 21- Aug 4 Payroll
2023	1082	08/10/2023	Payroll	1	662591	Anne M Collins	250.03	July 21- Aug 4 Payroll
2023	1089	08/10/2023	Payroll	1	662592	Tom P Gideon	271.97	July 21- Aug 4 Payroll
2023	1094	08/10/2023	Payroll	1	662593	Robert Hinkelman	48.03	July 21- Aug 4 Payroll
2023	1116	08/10/2023	Payroll	1	662594	Mari St Amand	26.78	July 21- Aug 4 Payroll
2023	1126	08/10/2023	Payroll	1	662595	Carson Wrightson	36.01	July 21- Aug 4 Payroll
2023	1164	08/23/2023	Claims	1	662626	Neil A Rixe	32.00	Fair Reimbursement
2023	1345	10/02/2023	Claims	1	662683	Motor Trucks International	3,876.07	INV# 11w5188
2023	1618	11/24/2023	Claims	1	662804	Frontier Ford Penninsula Auto World, INC	398.36	ACCT# 4206
2023	1626	11/24/2023	Claims	1	662812	Sirennet.Com	1,614.56	INV# 271717
2023	1814	12/01/2023	Payroll	1	662826	Ian G Carter	1,973.83	pay period 11/16 through 1130, 2023
2024	504	04/12/2024	Claims	1	663144	McMahon, Pat	4.23	EMT Academy Reimbursement
2024	511	04/12/2024	Claims	1	663151	Snure Seminars	160.00	Inv. #117
2024	518	04/12/2024	Payroll	1	663159	South Whidbey Firefighters Union	239.32	
2024	519	04/12/2024	Payroll	1	663160	South Whidbey Firefighters Union	1,477.46	
2024	520	04/12/2024	Payroll	1	663161	South Whidbey Firefighters Union	115.80	
2024	521	04/12/2024	Payroll	1	663162	South Whidbey Firefighters Union	714.90	
2024	567	04/19/2024	Payroll	1	663164	Charles C. Baker	6.81	1st Qtr 2024 Volunteer

TREASURER'S REPORT

Outstanding Vouchers

South Whidbey Fire EMS

04/01/2024 To: 04/30/2024

As Of: 04/30/2024 Date: 06/10/2024

Time: 08:36:42 Page: 4

Year	Trans#	Date	Type	Acct#	War#	Vendor	Amount	Memo
2024	590	04/19/2024	Payroll	1	663168	Mari St Amand	242.56	1st Qtr 2024 Volunteer
2024	606	04/26/2024	Claims	1	663181	Blake Benenati	117.75	FDIC Reimbursement
2024	607	04/26/2024	Claims	1	663182	Bound Tree Medical, LLC.	710.77	Inv. #85314658, 85314659, 85317868, 65773408 & 65773409
2024	608	04/26/2024	Claims	1	663183	Katheryne Crowe	88.77	Spring Open House Reimbursement
2024	609	04/26/2024	Claims	1	663184	BMO Harris Bank, N.A. Galls	318.84	Inv. #027612593
2024	610	04/26/2024	Claims	1	663185	Gardner Electronics	2,959.35	Inv. #930
2024	611	04/26/2024	Claims	1	663186	Garrick Plumbing LLC	2,210.01	Inv. #123
2024	612	04/26/2024	Claims	1	663187	Health & Safety Institute HSI	15.42	Inv. #2010398
2024	613	04/26/2024	Claims	1	663188	Jodi Hinkelman	461.00	Inv. #3660
2024	614	04/26/2024	Claims	1	663189	ISOsource	5,349.30	Inv. # CW294656, CW29713 & CW294539
2024	615	04/26/2024	Claims	1	663190	Island Auto Supply	160.15	Inv. #704545 & 704817
2024	616	04/26/2024	Claims	1	663191	L.N. Curtis & Sons	128.69	Inv. #INV811100
2024	617	04/26/2024	Claims	1	663192	LLPA	6,000.00	Inv. #SW-0424
2024	618	04/26/2024	Claims	1	663193	Mckesson Medical-Surgical	138.86	Inv. #21966179 & 21966336
2024	619	04/26/2024	Claims	1	663194	Mukilteo Coffee Co.	31.20	Inv. #674789 & 674866
2024	620	04/26/2024	Claims	1	663195	SeaWestern Fire Apparatus & Equip.	2,566.29	Inv. #INV31663 & INV31384
2024	621	04/26/2024	Claims	1	663196	WA Fire Chiefs	625.00	Inv. #2333
2024	622	04/26/2024	Claims	1	663197	WA State Auditor's Office	488.00	Inv. #L160612
2024	623	04/26/2024	Claims	1	663198	West Coast Fire & Rescue	107,807.74	Inv. #B2948-263
2024	661	04/30/2024	Payroll	1	663199	Aflac	1,527.30	Invoice #606063 Pay Cycle(s) 04/01/2024 To 04/30/2024 - AFLAC (Post-Tax)
							202,138.19	
2024	177	02/09/2024	Payroll	10	EFT	Cory S Jennings	204.10	
2024	176	02/09/2024	Payroll	10	EFT	Nina Holmstrom	12.00	
2023	1096	08/10/2023	Payroll	10	EFT	Cory S Jennings	24.01	July 21- Aug 4 Payroll
2024	803	04/30/2024	Ser Chge	10	0	Apr 2024 Service Charge	74.74	Apr 2024 Service Charge
							314.85	
							202,453.04	

Fund	Claims	Payroll	Total
001 General Fund	136,671.37	65,706.93	202,378.30

TREASURER'S REPORT

Outstanding Vouchers

04/01/2024 To: 04/30/2024

As Of: 04/30/2024 Date: 06/10/2024

Time: 08:36:42 Page: 5

South Whidbey Fire EMS

Year	Trans#	Date	Type	Acct#	War#	Vendor	Amount	Memo	
Fund							Claims	Payroll	Total
							136,671.37	65,706.93	202,378.30

TREASURER'S REPORT
Signature Page

South Whidbey Fire EMS

Time: 08:36:42 Date: 06/10/2024

04/01/2024 To: 04/30/2024

Page: 6

We, the undersigned officers for South Whidbey Fire/EMS, have reviewed the foregoing report and acknowledge that to the best of our knowledge this report is accurate and true:

Signed: _____ Signed: _____
Chief / Date Finance Officer / Date

Signed: _____
Board Chair / Date



SOUTH WHIDBEY FIRE / EMS

5579 Bayview Road • Langley, WA 98260
(360)321-1533 • Fax (360)321-9385 • www.swfe.org

Expenditure Approval Document

Date of Approval: June 20, 2024

Fund: 638

Warrants Approved from May 1 2024 – May 31 2024

Date	Check	Vendor	Amount
5/2/2024	EFT	Payroll	\$93,567.43
5/2/2024	240503001-240503006	Payroll	\$782.66
5/3/2024	240502001-240502010	Accounts Payable	\$4,024.81
5/10/2024	240504001-240504014	Accounts Payable	\$18,680.94
5/16/2024	EFT	Payroll	\$92,607.36
5/17/2024	EFT	Payroll	\$2,274.38
5/17/2024	240505001-240505020	Accounts Payable	\$32,170.33
5/30/2024	EFT	Payroll	\$103,731.65
5/31/2024	240510001-240510023	Accounts Payable	\$55,084.38
5/1-5/31/2024	EFT	Payroll Liabilities	\$174,095.80
Total Warrants Approved			\$577,019.74

I, the undersigned, do hereby certify under penalty of perjury that the materials have been furnished, the services rendered, or the labor performed as described herein, that any advance payment is due and payable according to a contract or is available as an option for full or partial fulfillment of a contractual obligation and that the claim is a just, due and unpaid obligation against South Whidbey Fire/EMS, and that I am authorized to authenticate and certify to said claim.

Finance Officer: _____
Mary Kaye Johansen

Fire Chief: _____
Nick Walsh

Commissioner: _____
Michael Noblet

Commissioner: _____
Savannah Erickson

Commissioner: _____
Jim Towers

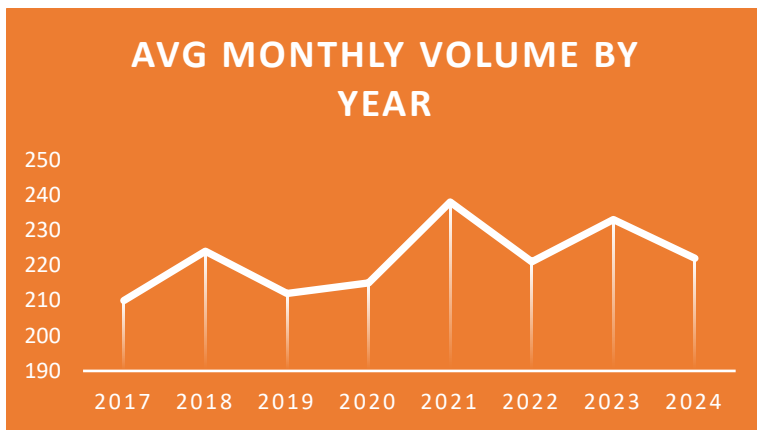
Serving the communities of Bayview - Clinton - Freeland - Langley - Maxwelton – Saratoga
Our mission: "To protect and prepare the South Whidbey community through service and education."



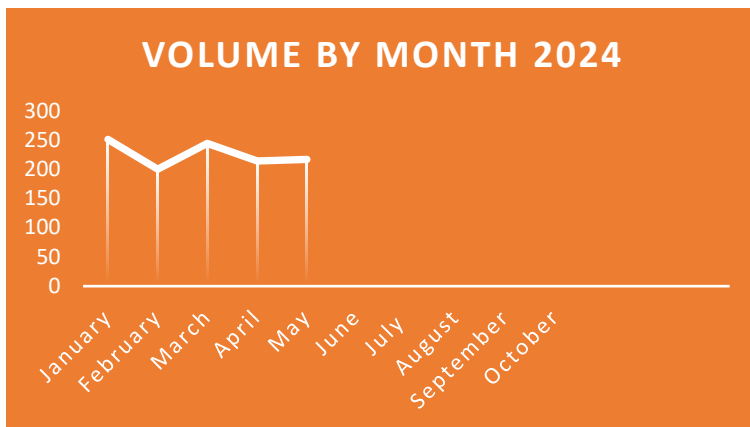
CHIEFS REPORT

May 2024

CALL VOLUME REPORTS

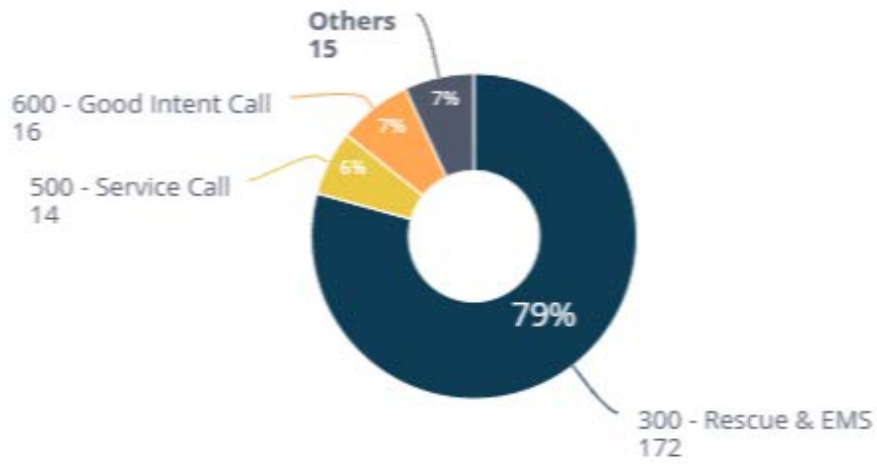


year	2017	2018	2019	2020	2021	2022	2023	2024
volume	210	224	212	215	238	221	233	222



Jan	Feb	Mar	Apr	May	Jun	Jul	Aug	Sept	Oct	Nov	Dec
251	200	244	214	217							

Percentage of Incident Type Group

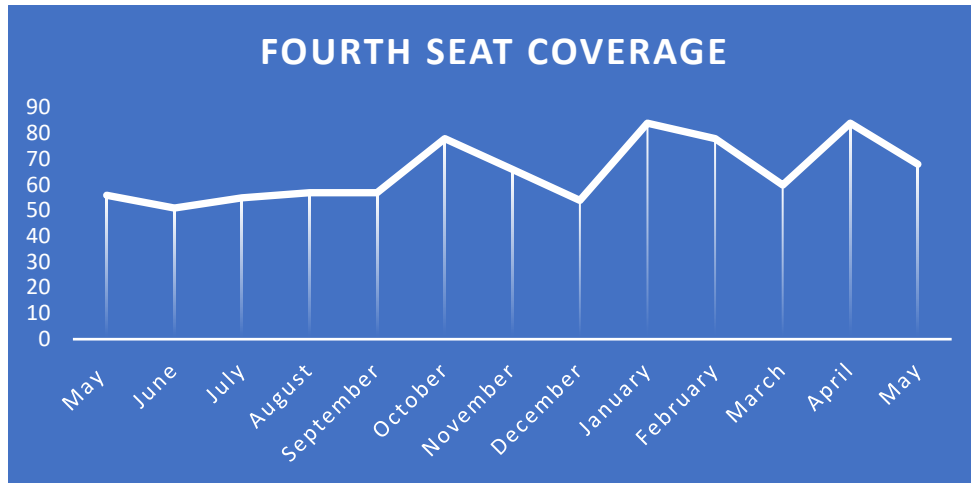


Fire Index - First Apparatus Times

This measure comes from the ESO Fire Index. See national performance at: <https://www.eso.com/resources/fire-index/>

Count of Fire (100 Series) Incidents	Count of EMS (300 Series) Incidents
<p>Fire Incidents</p> <p>2</p>	<p>EMS Incidents</p> <p>172</p>
<p>Fire - Alarm Handling Time</p> <p>90th Percentile Alarm Handling Time</p> <p>01m:40s</p> <p>Median Alarm Handling Time <small>01m:27s</small></p>	<p>EMS - Alarm Handling Time</p> <p>90th Percentile Alarm Handling Time</p> <p>02m:21s</p> <p>Median Alarm Handling Time <small>01m:09s</small></p>
<p>Fire - Turnout Time</p> <p>90th Percentile Turnout Time</p> <p>03m:13s</p> <p>Median Turnout Time <small>02m:44s</small></p>	<p>EMS - Turnout Time</p> <p>90th Percentile Turnout Time</p> <p>03m:19s</p> <p>Median Turnout Time <small>01m:23s</small></p>
<p>Fire - Travel Time</p> <p>90th Percentile Travel Time</p> <p>04m:24s</p> <p>Median Travel Time <small>03m:00s</small></p>	<p>EMS - Travel Time</p> <p>90th Percentile Travel Time</p> <p>13m:17s</p> <p>Median Travel Time <small>07m:05s</small></p>
<p>Fire - Response Time</p> <p>90th Percentile Response Time</p> <p>07m:37s</p> <p>Median Response Time <small>05m:44s</small></p>	<p>EMS - Response Time</p> <p>90th Percentile Response Time</p> <p>15m:16s</p> <p>Median Response Time <small>08m:41s</small></p>

STAFFING REPORTS



Fourth seat coverage was at 68% (down from 84%)

Fifth seat coverage was at 22% (Down from 46%)

Sixth seat coverage was at 2%

RECRUITMENT AND RETENTION

New volunteers in process

- 5-Graduated Fire Academy in June

- 2- Applications in process

UPCOMING EVENTS

Langley Pride Parade– June 22nd

Hustle for Heroes 5k run- June 22nd

Freeland Freedom Fireworks – July 3rd

Maxwelton Parade- July 4th

Island County Fair – July 24-28

SWFE Picnic and Badge Pinning – August 17th